

CITY OF GRAND TERRACE
and
Community Redevelopment Agency

FY 2011-12
PRELIMINARY BUDGET

Walt Stanckiewicz, Mayor
Lee Ann Garcia, Mayor Pro Tem
Bernardo Sandoval, Council Member
Darcy McNaboe, Council Member
Gene Hayes, Council Member



Betsy M. Adams, City Manager
Brenda Mesa, City Clerk
John Harper, City Attorney
Joyce Powers, Community & Economic Development Director
Bernie Simon, Finance Director
Richard Shields, Public Works/Building & Safety Director
Cathy Varela, Child Care Center Director
Lt. Nina Jansen, County of San Bernardino Sheriff's Department

Budget Workshop June 14, 2011



Budget Message

22795 Barton Road, Grand Terrace, California 92313

BUDGET MESSAGE MEMORANDUM

Preliminary Budget FY 2011-12

1



Date: June 14, 2011

To: Honorable Mayor, Mayor Pro Tem and City Council Members,
City Manager

From: Bernie Simon, Finance Director

RE: **FY 2011-12 PRELIMINARY BUDGET**

Introduction

Staff is presenting herein, the fiscal year 2011-12 Preliminary Budget for your review and consideration. The City of Grand Terrace is a general law, contract city in San Bernardino County that provides general government services and law enforcement to a population of 12,109¹. Fire services are provided by a separate county special district that encompasses other areas including the City of Grand Terrace. Fire services are paid for directly from the 1.0% general tax levy. The City also has a redevelopment agency whose boundaries are contiguous with that of the City.

The City is continuing to suffer the effects of the local, state and national economic problems. On a national level, the recession was declared over on June 2009 by the National Bureau of Economic Research in September 2010². The recession may not be over locally because the local San Bernardino-Riverside economy is reliant on construction to fuel the economy. The local construction sector of the economy does not appear to be recovering at this time. In addition, high unemployment, fuel prices and potential inflation may make the situation worse or at least delay any potential sustained recovery. Local economist John Husing predicts that the national recovery should finally reach the Inland Empire in 2011³.

Unfortunately, 2011-12 is going to be an even more challenging year for the City of Grand Terrace than 2010-11. The recession for California and especially the Inland Empire was worse than most of the nation. Even though the recession has been declared over, the recovery period is unknown. An obvious result of the economic downturn is the decrease in general tax revenue. The City of Grand Terrace relies primarily on general revenues such as property tax, sales tax and motor vehicle license fee subventions to pay for services. These major revenue sources are subject to the declines that follow that of the general economy. At the same time the City is subject is experiencing increases to costs such as the law enforcement contract with San Bernardino County and mandated federal and state program costs such as NPDES⁴. Potentially, last fiscal year may have been the low point in the local economy and revenues are no longer decreasing. However,

BUDGET MESSAGE MEMORANDUM
Preliminary Budget FY 2011-12

2

it may take some time for revenues to recover to the level of pre-2008, due to level of unemployment, the rising cost of commodities and world oil prices.

Projected revenues for FY 2011-12 are approximately \$800,000 less than the amount received in FY 2007-08, net of non-recurring revenue. General Fund expenditures proposed in FY 2011-12 are approximately \$803,000 less than the actual expenditures in FY 2007-08. Budget item reductions over the last three years expenditures included staff reductions, benefit reductions, reallocation of salary costs, salary freezes in 2009 and a 10% furlough in 2010. A proposed increase in the employee retirement contribution rate to offset the increase in the employer's rate is included in the FY 2011-12 budget. In spite of these reactions to declining revenue, the FY 2011-12 General Fund budget deficit is approximately 10%.

A significant change in the FY 2011-12 Budget, compared to previous years, is how fund balance in the General Fund is presented. Prior to 2004, the accounting rules masked that there was a negative "available" General Fund Balance Reserve. While our financial statements were changed to reflect the reporting requirement, the annual budget was not changed. Therefore, since 2004, the budget General Fund reserves were presented on a "cash basis" rather than a modified accrual basis. This particular difference developed due to the implementation of GASB 34 and how the cash due to the Community Redevelopment Agency, received by virtue of the cumulative "loans" from the Agency to the General Fund, was recorded. The loans received by the General Fund involve direct borrowings through budget process as well as reclassifications of tax increment incorrectly received by the General Fund going back to the inception of the Agency to 1993. The City's Auditor has recommended that the City use the modified accrual method for budgeting purposes to match the financial reporting for the General Fund. City Council was presented the analysis to correct this anomaly at the "FY 2009-10 Audit and Restated Fund Balance in FY 2011-12" workshop on January 25, 2011. For example, the FY 2010-11 beginning budget General Fund Reserve on last year's budget should would have been a negative (\$720,430) rather than a positive \$3,882,855. It should be noted that budget line item cuts during the year, increases in sales tax revenue and one-time savings will result in the General Fund having a small positive fund balance at the end of FY 2010-11.

A result of this issue is to create a "Cash Reserve for CRA Loan" which may be used for loan repayments as available. The Auditor does not recommend such fund be used for any other purpose other than the CRA loan repayment. The General Fund will be able to make the first \$147,308 loan payment in accordance with the loan agreement between the City and CRA on July 1, 2011. Such payment will not affect the General Fund Balance Reserve because the payment will be made with cash generated from the pre-GASB 34 transaction. Once the payment is received by the CRA, it will increase the available fund balance reserve of the agency and decrease the reserved (unavailable) fund balance of the CRA.

A roll-over budget for the preliminary FY 2011-12 Budget was assembled by staff. This included updated revenue figures and generally the same expenditure levels as the current fiscal year. Operating and maintenance expenditure levels were only updated as needed to maintain at least the same level of basic services being provided. The continuing recession points out a structural deficit in the General Fund that will need to be solved

BUDGET MESSAGE MEMORANDUM
Preliminary Budget FY 2011-12

3

either by reduced costs and services or a local revenue measure. The preliminary proposed budget includes a current deficit of approximately \$553,116, prior to any changes by the City Council.

General Economic Condition

Since the start of the recession in 2008, California has lost 1,279,200 jobs⁵. The Dow Jones Industrial Average has gone from 12,621 in January 2007 to 7,766 in April of 2009 and has now recovered to 12,441 on May 27, 2010⁶ to recover the majority of the loss in investor value from 2009. The unemployment rate in the U.S. is 8.8% while the unemployment rate in California is 13.9% at March 2010⁷. Prices for new single family homes declined in San Bernardino County by 23.0% between the 1st quarter of 2010 compared to the 1st quarter of 2011 while existing home prices for the same period increased by 3.4%⁸. Interest rates on new mortgages have remained at 4.5% for a 30 year single family mortgage⁹. The 2008-09 recession is the first recession since 2001, which lasted approximately 8 months. Other most recent recessions occurred in 1990 (6 months) and 1981 (16 months)¹⁰. However, the aforementioned recessions are probably mild in comparison to the current economic problems. Luckily, the current recession is not as bad compared to the 1929 depression which lasted approximately 43 months. As mentioned earlier, it may be some time before values and economic levels get back up to the pre-2008 level. The recovery period for each recession varied.

State Budget Impact

The state budget has a direct effect on the City of Grand Terrace and the Community Redevelopment Agency. The State continues to deal with their ongoing budget deficit. Governor Brown's May Revision¹¹ indicates that the state budget revenues have improved and budget cuts have been made, but the state budget deficit is reported at \$10.8 billion. The projected deficit is down from approximately \$20 billion earlier in the fiscal year.

Proposals by the governor to extend certain taxes did not receive the needed support to go to a popular vote this year. Among the proposals by the Governor not receiving the needed support was the disestablishment of redevelopment agencies. Because the City and Agency staff is relatively small, many staff positions do work for both the city and the agency. The City of Grand Terrace General Fund relies on the redevelopment agency to partially fund approximately 12 positions out of 20. The loss of the redevelopment agency would result in loss of approximately \$20 million for economic and development improvements and the loss of approximately \$1 million of annual tax increment that could be used to run the CRA.

It appears that the temporary 0.15% Vehicle License Fee (VLF), a tax in addition to the existing 0.65% base VLF will not be renewed. These revenues are used to fund a variety of law enforcement programs previously paid from the state general fund. The League of California Cities and Michael Coleman of www.californiacityfinance.com does not give hope for COPS/SLESF funding in FY 2011-12. The loss of COPS/SLESF funding will mean a \$100,000 loss in COPS/SLESF Fund 14 which was used to reduce the law enforcement costs. This will result in \$100,000 greater law enforcement contract costs in

BUDGET MESSAGE MEMORANDUM
Preliminary Budget FY 2011-12

the General Fund. In addition, the loss of the 0.15% VLF will also impact the funding of booking fees by the state.

Fund Balance Reserves

Available fund balance reserves represent the net resources that each fund has available to pay for ongoing costs to run the City and CRA, debt service and to fund capital projects. Fund balance reserves in land or long-term debt are not considered available because they would have to be sold or realized to pay for current expenditures.

Available beginning fund balance reserves are generally based on the revised budget and known additions or deletions on how the final fiscal year 2010-11 revenues are anticipated to be received or accrued. The beginning fund balance reserves are projected because the final numbers for FY 2010-11 will not be known until approximately the end of August. Some estimated revenues were revised upward at the midyear budget review along with some fees received.

Projected FY 2011-12 Available Fund Balance Reserves - TABLE 1				
	Beginning Available	Revenue FY 2011-12	Expenditure FY 2011-12	Ending Available
General Fund	163,373	4,545,074	(5,098,190)	(389,743)
Cash Resv- CRA Loan	0	147,309	0	147,309
Loan Payment to CRA	0	0	(147,309)	(147,309)
Total General Fund	163,373	4,692,383	(5,245,499)	(389,743)
<u>Special Revenue /Entpr</u>				
Street Fund	752,411	7,000	(187,100)	572,311
Storm Drain	64,919	350	0	65,269
Park Fund	218,791	7,100	(16,629)	209,262
AB 3229 COPS	0	0	0	0
Air Quality Fund	55,666	14,250	(700)	69,216
Gas Tax Fund	92,147	405,860	(434,738)	63,269
Traffic Safety	(40,624)	70,000	(58,735)	(29,359)
Facilities Development	206,343	200	0	206,543
Measure I	84,251	216,913	(271,974)	29,190
Wastewater	1,563,611	1,495,300	(1,673,760)	1,385,151
CDBG	0	110,100	(110,100)	0
LLMD	2,187	14,335	(14,065)	2,457
Total Spec Rev/Entpr	2,999,702	2,341,408	(2,767,801)	2,573,309
(Continued on next page)				

BUDGET MESSAGE MEMORANDUM
Preliminary Budget FY 2011-12

Projected FY 2011-12 Available Fund Balance Reserves - TABLE 1 -continued				
	Beginning Available	Revenue FY 2011-12	Expenditure FY 2011-12	Ending Available
Other Funds				
Capital Improv.-Streets	0	828,732	(828,732)	0
Barton/Colton Bridge	0	94,088	(94,088)	0
Total Other Funds	0	922,820	(922,820)	0
Total City Funds	3,163,075	7,956,611	(8,936,120)	2,183,566
CRA Funds				
Capital Projects Fund	0	1,837,000	(1,818,070)	18,930
Debt Service Fund	1,251,673	6,052,858	(7,082,960)	221,571
CRA Low Mod Fund	0	1,280,560	(1,267,687)	12,873
CRA Trust. Fund	1,207,500	0	(241,500)	966,000
Total CRA Funds	2,459,173	9,170,418	(10,410,217)	1,219,374
TOTAL AVAILABLE	5,622,248	17,127,029	(19,346,337)	3,402,940

Table 1 above shows the estimated revenues and proposed expenditures for the new FY 2011-12 budget. Once the FY 2011-12 budget is adopted, the ending available fund balance reserve in the last column above will be referred to as the available fund balance at all times during the fiscal year unless the budget is amended.

Table 2 below indicates the designated or otherwise temporarily not available fund balance reserves for FY 2011-12. Designated reserves are funds accumulated or held for a specific purpose.

Projected Ending FY 2011-12 Designated Fund Balance Reserves - TABLE 2					
	Purpose	Beginning Designated	Increases FY 2011-12	Decreases FY 2011-12	Ending Designated
Wastewater – Capital	Improve-ments	1,022,960	0	0	1,022,960
CRA Funds					
Debt Service Fund	Reserve for year of Bond Payments	2,168,335	147,309	0	2,315,644
Debt Service	Pass-through	1,836,429	0	0	1,836,429
Debt Service	SERAF Loan	<448,636>	0	0	<448,636>
Low Mod	Pass-through	459,107	0	0	459,107
Low Mod	LM project	417,946	0	0	417,946
Total CRA Funds		4,433,181	147,309	0	4,580,490
(continued)					

BUDGET MESSAGE MEMORANDUM
Preliminary Budget FY 2011-12

Projected Ending FY 2011-12 Designated Fund Balance Reserves - TABLE 2

(continued)					
	Purpose	Beginning Designated	Increases FY 2011-12	Decreases FY 2011-12	Ending Designated
Other Funds					
Proceeds – 2011 TABS – tax exempt*1	RDA Projects	13,300,000	0	0	13,300,000
Proceeds- 2011 TABS-taxable *1	RDA Projects	5,000,000	0	0	5,000,000
Total Other Funds		18,300,000	0	0	18,300,000
TOTAL Designated		22,733,181	147,309	0	22,880,490

*1 – subject to future sale at end of June 2011

Potential bond proceeds are not available at this time and are included as designated fund balance reserve. Debt service on such potential bonds is also included in the FY 2011-12 expenditures in the CRA Debt Service Fund.

Law Enforcement

The City contracts with the San Bernardino County Sheriff’s Department for law enforcement services. The contract is for 6.87 fully supported Deputy positions along with 1.0 - Traffic Officer, 1.0 - SSS, 1.28 -Sergeant, and other support and administrative positions -¹². Staff estimates that FY 2011-12 will include a 5.7% contract cost increase based on the preliminary Schedule “A”. Based on the current level of service, the cost of the contract for basic services is \$2,118,907. General Fund Law enforcement costs will actually increase 10.54% because it is very likely there will be no \$100,000 COPS/SLESF grant and the City would have to contribute booking fees to the County.

State COPS/SLESF funding has been generally available since 1996. Although the funding sources changed somewhat over the years, the program was generally the same. The City received approximately \$30,000 per year from 1997 to 2000 and \$100,000 each year since 2001¹³.

\$20,000 for potential booking fees is proposed for FY 2011-12. Booking fee history goes back to the California Budget Act of 1990¹⁴. Booking fees enabled counties to recover costs associated with booking persons into county detention facilities. The state reimbursed or subsidized cities for booking fees during surplus years. The city has not paid booking fees since FY 2006-07¹⁵. If the .015 VLF subvention continuations does not occur, then it is probable that the City could also pay for their portion of booking fees.

BUDGET MESSAGE MEMORANDUM
Preliminary Budget FY 2011-12

Total law enforcement expenditures total \$2,239,115. This amount represents 43.9% of the General Fund Budget with Child Care program and 52.9% with out Child Care program.

Proposed law enforcement budget for FY 2011-12

General Fund contract costs	\$2,003,916	Schedule A
Estimated increase 5.7%	114,991	
Total Law Enforcement Cost	<u>\$2,118,907</u>	Schedule A
Less: State COPS Grant	\$ 0	
<i>Total General Fund Law Enforcement</i>	<i>\$ 2,118,907</i>	<i>Schedule A</i>
Other Law Enforcement costs:		
Booking Fees	20,000	Potential
Cal ID Contract	13,500	(non-Sched A)
Est. Overtime	26,700	(non-Sched A)
Fuel and Maintenance	58,000	(non-Sched A)
We-Tip and other	2,008	(non-Sched A)
<i>Total Other General Fund Law Enforcement Expenditures</i>	<i>\$120,208</i>	
<i>Total General Fund Law Enforcement Costs</i>	<i>2,239,115</i>	

GENERAL FUND – (10) Proposed Budget FY 2011-12

The General Fund provides the available resources necessary to fund the day-to-day activities for the City of Grand Terrace and is the single most important operational fund. The General Fund pays for all administrative salaries, police services, animal control and other operating expenses for which there is are no legally restricted revenues available. Staff anticipates that the General Fund will end FY 2010-11 with a minor surplus after budget reductions and recognition of increased revenue for the budget year. A carryover budget based on the FY 2010-11 service levels into FY 2011-12 is projected to result in a deficit of \$(553,116) prior to any budget reduction actions taken.

Projected Fund Balance Reserve	
Projected Beginning Fund Balance \$	163,373
Estimated Revenue	4,545,074
Less: Proposed Expenditures	<u>(5,098,190)</u>
Revenue over (under) expenditures	(553,116)
Projected Ending Fund Balance	(389,743)
Less: Designated, Reserved	(0)
Ending Available Fund Balance	\$(389,743)

BUDGET MESSAGE MEMORANDUM
Preliminary Budget FY 2011-12

General Fund Revenue

Estimated revenues in the General Fund for the proposed budget year represent a decrease of \$20,484 excluding one time revenues.

Revenue Comparison to Revised FY 2010-11 Budget

	<u>FY 2010-11 Revised Budget</u>	<u>FY 2011-12 Revised Budget</u>	<u>Change</u>
General Fund Revenue	\$ 4,697,558	\$4,545,074	(\$152,484)
Less: One time Revenues ¹⁶	<u>132,000</u>	<u>0</u>	<u>\$132,000</u>
Revenues, net of one time	\$ 4,565,558	\$ 4,545,074	(\$20,484)

General Fund Revenue by Category (by type)

	Actual FY 2008-09	Actual FY 2009-10	FY 2010-11 Revised Budget	Prelim FY 2011-12 Estimated	%
Property Taxes	1,577,487	1,465,170	1,422,000	1,376,510	-3.2%
Franchise Fees	459,222	444,172	434,230	434,230	0%
Sales Tax/In lieu/MV	972,132	816,533	864,195	902,000	4.3%
Licenses//Fees	264,247	255,583	273,280	260,980	-4.5%
Building/Planning	118,608	85,822	76,850	102,850	33.8%
Child Care	931,304	959,872	1,024,163	1,002,050	-2.1%
Other	643,375	429,983	470,840	466,454	-.9%
Non-recurring	0	300,000	132,000	0	-100%
Total	4,966,375	4,757,135	4,697,558	4,545,074	-3.2%

Overall, revenues for FY 2011-12 are anticipated to decrease 3.2% to \$4,545,074 compared to the 2010-11 Revised Budget. However, when one-time or non-recurring revenue is removed from FY 2010-11, there is less than a 1% decrease.

Property taxes due to the city are expected to decrease by 3.2% primarily due to the decrease in the statutory pass through by the CRA. The past two actual years included an overstated pass-through to the City. A revised calculation of the statutory pass through is roughly 18.5% or \$41,850 less than FY 2010-11. Franchise Fees are expected to approximate the prior year.

Sales tax and sales tax in lieu is estimated to increase approximately 4.3% over 2010-11 budget based on reports from HdL. The sales tax estimate does not include any factor for the Town Center development. Licenses and Fees include business license, dog license, NPDES, park use fees and rental inspection fees. Licenses and fees is estimated to drop of 4.5% overall with the primarily decrease resulting from fewer anticipated rental inspection fees. Building and planning fees are anticipated to increase 33% compared to the 2010-11 revised budget due to an increase in activity.

BUDGET MESSAGE MEMORANDUM
Preliminary Budget FY 2011-12

9

Child Care revenue is anticipated to decrease 2.1% compared to the prior fiscal year revised budget. However, revenues still exceed expenditures by \$138,420, prior to any cost allocation.

Other revenues of \$466,454 include fines, investment earnings, grants and \$300,000 from the residual receipts security agreement with the CRA regarding the senior center development¹⁷.

General Fund Expenditures

General Fund expenditures represent the largest and most important source of discretionary expenditures. The majority of costs for general government, community services, building and planning, law enforcement, and other important functions are taken from the general fund. Generally, expenditures which cannot be funded by other legally restricted funds such as capital funds, special revenue funds, trust funds and redevelopment funds will be funded by the general fund.

Proposed expenditures of \$5,098,190 in the General Fund for budget year FY 2011-12 represents an increase of \$227,230 or 4.7% over FY2010-11 Revised Budget.

The proposed budget continues a salary freeze instituted in May 2009 and a 10% salary furlough started in May of 2010. Salaries and benefits shown in the FY 2011-12 Budget figures are net of the 10% furlough for City Hall employees. Child Care employees did participate in the furlough but did take a 10% decrease in their cafeteria benefits. The furlough reduced salaries by about \$135,000 along with benefits and employer costs by approximately \$64,000 over all funds with 62% of the reduction in the General Fund.

Expenditure line items were changed or reduced, if possible, to match a zero change in service level at this time. Major items of the \$227,230 increase in General Fund expenditures are outlined below. Sheriff's Department is proposing to increase the annual cost outlined in contract "Schedule A" by approximately 5.7% or \$114,991. In addition, funding for the COPS/SLESF state grant and booking fee subsidy/reimbursement will likely end at the end of June 2011 with a non-renewal of the 0.15 VLF subvention. Loss of the grant and booking fee subsidy is \$120,000 for both.

Proposed General Fund Expenditures for FY 2011-12 total \$5,098,190 of which the breakdown is as follows:

BUDGET MESSAGE MEMORANDUM
Preliminary Budget FY 2011-12

General Fund Expenditures by Category (except Child Care)

	Actual FY 2008-09	Actual FY 2009-10	FY 2010-11 Revised Budget	Prelim FY 2011-12	% Change
Salaries/Benefits	2,160,030	1,500,316	1,331,824	1,336,215	.3%
Child Care Prog.*	894,401	866,861	867,380	863,630	-4%
Law Enforcement	1,746,576	1,687,076	2,025,596	2,239,115	10.54%
Maintenance & Operations	1,373,306	1,047,448	1,074,389	1,079,278	11.0%
Capital/Grants/Other	297,187	255,740	85,499	69,499	-18.7%
Transfer-Out	253,405	181,987	35,480	59,660	68.1%
Cost Allocation	-899,671	-571,288	-549,207	-549,207	0%
Total	5,825,234	4,968,141	4,870,961	5,098,190	4.7%

*includes salary, prior to cost allocation

General Fund Expenditures by Department

	Actual FY 2008-09	Actual FY 2009-10	FY 2010-11 Revised Budget	Prelim FY 2011-12	% Change
City Council	41,118	55,901	48,100	53,880	12.0%
City Manager	584,962	272,398	262,391	272,035	3.7%
City Clerk	262,038	192,677	187,890	176,595	-6.0%
Finance	426,459	323,253	267,338	275,011	2.8%
City Attorney	106,330	85,219	60,000	60,000	0%
Building & Safety	135,880	115,054	131,543	137,010	4.1%
Public Works	82,617	105,570	232,669	228,440	-1.8%
Comm Events/Code	756,945	401,845	55,201	52,880	-4.2%
Rental Inspection	50,939	54,845	65,043	68,900	5.9%
Enforcement Progr	73,042	94,941	134,039	134,569	.4%
Non-Departmental	808,046	683,919	314,315	309,230	-1.6%
Facilities Maint.	0	0	157,849	172,849	9.5%
Comm Econ Dev	379,967	275,049	211,103	211,565	.2%
Information Systems	102,653	98,558	74,041	79,175	6.9%
Law Enforcement	1,746,576	1,690,035	2,025,596	2,239,115	10.5%
Child Care	894,401	866,861	867,380	863,630	-4%
Park Maintenance	229,973	139,454	174,171	171,930	-1.3%
NPD&S	10,994	7,641	91,891	83,668	-8.9%
Storm Drain Maint	5,400	5,400	16,000	16,000	0%
Planning Comm	2,807	2,417	2,500	2,395	-4.2%
Historical Cultural	240	327	1,200	1,200	0%
Senior Citizens Prg	11,015	43,517	29,588	27,000	-8.7%
EOC/CERT	12,503	24,547	10,320	10,320	0%
Cost Allocation	(899,671)	(571,288)	(549,207)	(549,207)	0%
Total	5,825,234	4,968,140	4,870,961	5,098,190	4.7%

BUDGET MESSAGE MEMORANDUM
Preliminary Budget FY 2011-12

Major changes in General Fund Expenditures

	FY 2010-11 Revised Budget	FY 2011-12 Preliminary Budget	Change
General Fund Expenditures – (Only)	4,870,960	5,098,190	+ 227,230
Items:			
5.7% increase in SBCSD Sch. A		114,991	
GF pickup of lost COPS/SLESF grant		100,000	
Booking Fees		20,000	
Decrease in CAL-ID		(4,000)	
Increase in Workers Comp		10,000	
Decrease in Liability Ins deposit		(14,265)	
Increase PERS Employer rate-(62%GF)		40,766	
Increase PERS Employee pickup-(62%)		(36,987)	
Increase in NPDES Program		27,655	
Allocate 30% NPDES progr. to WWD		(35,877)	
SUI – increase (62% GF)		2,518	
Increase in Transfer Out		24,180	
Other		(21,751)	
Total differences and changes		+227,230	

The proposed budget expenditures of \$5,098,190 broken down by function are:

- General Government \$1,225,926 24.0%
- O/H Cost Alloc.Transfer \$(549,207) (10.7%)
- Public Works \$ 444,447 8.7%
- Planning/Building/Comm \$ 836,959 16.4%
- Child Care \$ 863,630 16.9%
- Other \$ 37,320. 7%
- Public Safety \$2,239,115 43.9%

Total General Fund Expenditures \$5,098,190 100.0% (By Function)

STREET FUND – (11) Proposed Budget FY 2011-12

All new development is required to pay a development impact fee for arterial streets and for traffic signals. Funds should be expended in accordance with the latest adopted fiscal impact study and capital needs assessment. An arterial improvement fee was also implemented by ordinance for which new development must also contribute for arterial roadway capital improvements. A traffic signal improvement fee is collected for new development as required for conditions of development or which impact additional traffic.

BUDGET MESSAGE MEMORANDUM
Preliminary Budget FY 2011-12

Projected Fund Balance Reserve	
Projected Beginning Fund Balance \$	752,411
Estimated Revenue	7,000
Less: Proposed Expenditures	(187,100)
Revenue over (under) expenditures	(180,100)
Projected Ending Fund Balance	572,311
Less: Designated, Reserved	0
Ending Available Fund Balance	572,311

Staff estimates that only minimal fees for arterial improvement fees and traffic signal fees may be collected in FY 2011-12, if development occurs. AB2928 Traffic Congestion Relief Funds from G.C. §14524 were moved to Gas Tax Fund (16) prior to being discontinued.

Street Fund Revenue

	Actual FY 2008-09	Actual FY 2009-10	FY 2010-11 Revised Budget	Prelim FY 2011-12	% Change
Prop 40- TCF	106,010	0	0	0	0%
Arterial Impv Fee	20,775	48,842	0	5,000	-50.0%
Traff Sig Imp Fee	6,000	5,152	0	0	0%
Invest, Earnings	15,037	4,153	4,000	2,000	-4.7%
Other	0	0	0	0	0%
Total	147,822	58,147	4,000	7,000	42.8%

Street Fund Expenditures

	Actual FY 2008-09	Actual FY 2009-10	FY 2010-11 Revised Budget	Prelim FY 2011-12	% Change
Capital Items	0	0	0	0	0%
Projects	0	0	0	0	0%
Transfer-Out-	122,145	6,883	91,500	185,600	102.8%
TSF – Cost Alloc	13,841	943	0	1,500	100.0%
Total	135,986	7,826	91,500	187,100	104.4%

Expenditures must be made for improvements as noted in the supporting studies that supported the fee ordinance. Staff proposes to transfer \$185,600 to the Street Capital Improvement Fund-46 to fund \$35,600 of the Michigan Avenue widening and \$150,000 for part of the Michigan/Main St. traffic signal cost. The \$150,000 will probably use all funds available from traffic signal fees. The balance of available funds at this time would be from arterial improvement fees.

BUDGET MESSAGE MEMORANDUM
Preliminary Budget FY 2011-12

STORM DRAIN FUND – (12) Proposed Budget FY 2011-12

All new development is required to pay a Development Impact Fee for Storm Drain Capital Improvement. This fund accounts for all revenue collected for Storm Drain Capital Improvement Fees under Municipal Code. Funds should be expended in accordance with the latest adopted fiscal impact study and capital needs assessment outlined in the master plan.

Projected Fund Balance Reserve	
Projected Beginning Fund Balance \$	64,919
Estimated Revenue	350
Less: Proposed Expenditures	(0)
Revenue over (under) expenditures	350
Projected Ending Fund Balance	65,269
Less: Designated, Reserved	0
Ending Available Fund Balance	65,269

Storm Drain Fund Revenue

	Actual FY 2008-09	Actual FY 2009-10	FY 2010-11 Revised Budget	Prelim FY 2011-12	%
Capital Impv Fee	1,511	361	500	350	-30.0%
Invest, Earnings	1,300	3,503	0	0	0%
Other	0	0	0	0	0%
Total	2,811	3,864	500	350	-30.0%

Storm Drain Fund Expenditures

	Actual FY 2008-09	Actual FY 2009-10	FY 2010-11 Revised Budget	Prelim FY 2011-12	%
Projects	14,923	10,580	0	0	0%
Capital Items	150	0	0	0	0%
Transfer-Out-	0	0	0	0	0%
TSF – Cost Alloc	533	3,464	0	0	0%
Total	15,606	14,044	0	0	0%

Staff estimates that no fees may be collected for improvement fees in FY 2011-12, unless development occurs. The balance of the revenue will come from earnings on surplus cash.

Expenditures must be made for improvements as noted in the supporting studies that supported the fee ordinance. Staff proposes no expenditures at this time.

BUDGET MESSAGE MEMORANDUM
Preliminary Budget FY 2011-12

PARK FUND – (13) Proposed Budget FY 2011-12

All new development is required to pay a Development Impact Fee for Parks. This fund accounts for all revenue collected for Park Improvement Capital Improvement Fees under the Municipal Code. Funds should be expended in accordance with the latest adopted fiscal impact study and capital needs assessment.

Projected Fund Balance Reserve	
Projected Beginning Fund Balance \$	218,791
Estimated Revenue	7,100
Less: Proposed Expenditures	(16,629)
Revenue over (under) expenditures	(9,529)
Projected Ending Fund Balance	209,262
Less: Designated, Reserved	0
Ending Available Fund Balance	209,262

Park Fund - Revenue

	Actual FY 2008-09	Actual FY 2009-10	FY 2010-11 Revised Budget	Prelim FY 2011-12	% Change
Capital Impy Fee	0	506	6,000	6,000	0%
Invest, Earnings	5,402	1,227	1,250	1,100	-12.0%
Other	2,678	0	0	0	0%
Total	8,080	1,733	7,250	7,100	-2.0%

Park Fund - Expenditures

	Actual FY 2008-09	Actual FY 2009-10	FY 2010-11 Revised Budget	Prelim FY 2011-12	% Change
Maintenance & Operations	0	0	0	0	0%
Capital Items	647	0	0	0	0%
Projects	28,536	39,517	15,000	15,000	0%
Transfer-Out-	0	0	0	0	0%
TSF – Cost Alloc	10,738	7,697	1,629	1,629	0%
Total	39,921	47,214	16,629	16,629	0%

Staff estimates that \$6,000 may be collected for improvement fees in FY 2011-12, if development occurs. The balance of the revenue will come from earnings on surplus cash.

Expenditures must be made for improvements as noted in the supporting studies that supported the fee ordinance. Staff proposes to expend \$15,000 for improvements and rehab of the Pico Park fields. This amount was appropriated in FY 2010-11, however the

BUDGET MESSAGE MEMORANDUM
Preliminary Budget FY 2011-12

project will likely not be completed before June 30th. The Park Fund will also be charged \$1,629 for its share of the overhead cost allocation.

AB3229 COPS FUND – (14) Proposed Budget FY 2011-12

State Legislature has granted monies for the purpose of providing funds to local governments for front line law enforcement services, GC 30061-30065. This was originally funded by the state as a pacifier to local governments for the ERAF loss to local governments. Expenditures must be reported to the county Supplemental Law Enforcement Oversight Committee each year.

Projected Fund Balance Reserve	
Projected Beginning Fund Balance \$	0
Estimated Revenue	0
Less: Proposed Expenditures	0
Revenue over (under) expenditures	0
Projected Ending Fund Balance	0
Less: Designated, Reserved	0
Ending Available Fund Balance	0

AB3229 COPS Fund - Revenue

	Actual FY 2008-09	Actual FY 2009-10	FY 2010-11 Revised Budget	Prelim FY 2011-12	%
AB3229 COPS	98,673	102,839	100,000	0	-100%
Invest. Earnings	0	1	0	0	0%
Transfer-In	191,742	183,185	0	0	0%
Total	290,415	286,025	100,000	0	-100%

AB3229 COPS Fund - Expenditures

	Actual FY 2008-09	Actual FY 2009-10	FY 2010-11 Revised Budget	Prelim FY 2011-12	%
Maintenance & Operations	289,615	285,525	99,500	0	-100. %
Capital Items	0	0	0	0	0%
Projects	0	0	0	0	0%
Transfer-Out	0	0	0	0	0%
TSF – Cost Alloc	500	500	500	0	-100%
Total	290,115	286,025	100,000	0	-100%

In previous years’, the City received the minimum \$100,000 to local governments. For FY 2011-12, loss of the temporary 0.15% Vehicle License Fee (VLF), a tax in addition to the existing 0.65% base VLF is expected to eliminate funding in FY 2011-12.

BUDGET MESSAGE MEMORANDUM
Preliminary Budget FY 2011-12

Expenditures must be made for law enforcement services. Staff has used this fund to track new law enforcement services despite expenditure exceeding the available grant money. Currently, a General Law patrol car is partially funded. Effective with the FY 2011-12 budget, program costs are expended by the General Fund.

AIR QUALITY IMPROVEMENT FUND – (15) Proposed Budget FY 2011-12

The City receives a per capita subvention of approximately \$1.15 from each vehicle license fee for implementation of Mobile source air pollution reduction program. “Mobile source air pollution reduction programs” means any program or project implemented by the city to reduce air pollution from motor vehicles which it determines will be consistent with the California Clean Air Act of 1988 or the plan proposed pursuant to Article 5 (commencing with § 40460) of Chapter 5.5 of Part 3 of the California Health and Safety Code.

Projected Fund Balance Reserve	
Projected Beginning Fund Balance \$	55,666
Estimated Revenue	14,250
Less: Proposed Expenditures	(700)
Revenue over (under) expenditures	13,550
Projected Ending Fund Balance	69,216
Less: Designated, Reserved	0
Ending Available Fund Balance	69,216

Air Quality Improvement Fund - Revenue

	Actual FY 2008-09	Actual FY 2009-10	FY 2010-11 Revised Budget	Prelim FY 2011-12	%
AQ/DMV Subv	14,546	13,839	14,000	14,000	0%
Invest. Earnings	972	341	350	250	-28.5%
Transfer-In	0	0	0	0	0%
Total	15,518	14,180	14,350	14,250	-.7%

BUDGET MESSAGE MEMORANDUM
Preliminary Budget FY 2011-12

Air Quality Improvement Fund – Expenditures

	Actual FY 2008-09	Actual FY 2009-10	FY 2010-11 Revised Budget	Prelim FY 2011-12	% Change
Salaries/Benefits	0	0	0	0	0%
Maintenance & Operations	0	0	0	0	0%
Capital Items	2,685	297	32,000	0	-100%
Projects	0	0	0	0	0%
Transfer-Out-	0	0	0	0	0%
TSF – Cost Alloc	700	41	700	700	0%
Total	3,385	338	32,700	700	-97.8%

Staff estimates that \$14,000 will be collected from vehicle license fee subvention, based on a per capita basis in FY 2011-12. The balance of the revenue will come from earnings on surplus cash.

Expenditures must be made for furthering the mobile source air pollution reduction program improvements. A hybrid fuel vehicle was purchased in FY 2010-11. No expenditures except cost allocation are proposed. Air Quality Improvement Fund will also be charged \$700 for its share of the overhead cost allocation.

GAS TAX FUND – (16) Proposed Budget FY 2011-12

The City receives an allocation of revenue from state fuel taxes imposed on end users. Revenues are allocated based on the guidelines in Streets and Highways Code § 2105(b), 2107, 2107.5 and 2106. Funds must be used for street improvements and maintenance. Proposition 42 /Traffic Congestion Funds (TCF) are no longer allocated to cities and has been replaced by Highway User Tax section 2103. It is not subject to maintenance of effort requirement as TCF was and is subject to the same expenditure rules as other gas tax sections.

Projected Fund Balance Reserve	
Projected Beginning Fund Balance \$	92,147
Estimated Revenue	405,860
Less: Proposed Expenditures	(434,738)
Revenue over (under) expenditures	(28,878)
Projected Ending Fund Balance	63,269
Less: Designated, Reserved	0
Ending Available Fund Balance	63,269

BUDGET MESSAGE MEMORANDUM
Preliminary Budget FY 2011-12

Gas Tax Fund - Revenue

	Actual FY 2008-09	Actual FY 2009-10	FY 2010-11 Revised Budget	Prelim FY 2011-12	% Change
Prop 42 -TCF	0	113,478	124,908	0	-100%
Highway UT2103	0	0	0	140,905	100%
Gas Taxes 2106-7	205,812	209,737	203,915	205,295	-.6%
Invest. Earnings	-100	60	0	0	0%
Transfer-In	175,750	100,000	0.	0	0%
TSF -Sweep/PI	34,005	34,742	35,480	59,660	68.1%
Total	431,459	458,016	364,303	405,860	11.4%

Gas Tax Fund - Expenditures

	Actual FY 2008-09	Actual FY 2009-10	FY 2010-11 Revised Budget	Prelim FY 2011-12	% Change
Salaries/Benefits	0	163,236	138,366	145,465	5.1%
Maintenance & Operations	380,089	158,840	180,460	204,640	13.4%
Capital Items	0	0	0	0	0%
Projects	0	0	0	0	0%
Transfer-Out-	0	68,114	0	50,000	100%
TSF - Cost Alloc	29,502	31,059	34,633	34,633	0%
Total	409,591	421,249	353,459	434,738	23.0%

Staff estimates that \$404,880 will be received for the City's share of gas taxes. The estimate is based on what was actually received in 2010-11 and the forecasted numbers by Michael Coleman of California City Finance. \$59,660 is the estimated transfer of sweep fee collections from the General Fund (10) and, beginning FY 2011-12, pavement impact fees collected through the solid waste franchise billings will be transferred to Gas Tax Fund (16).

Expenditures must be made for improvements for streets and street maintenance as described under the Streets and Highways Code. Staff proposes to expend \$96,250 for utilities and maintenance of traffic signals and street lights in the city. \$108,180 will be used for street maintenance and operations along with \$145,675 for 2.15 FTE salary and benefits of the Building/Safety/Public Works Departments. \$50,000 will be transferred to the Street Project Fund - (46) to fund a share of the Iowa/Main traffic signal. Gas Tax Fund will also be charged \$34,633 for its share of the overhead cost allocation.

TRAFFIC SAFETY FUND - (17) Proposed Budget FY 2011-12

Under the California Vehicle Code, all fines and forfeitures received as a result of moving traffic violations must be placed in a Traffic Safety Fund. The city receives

BUDGET MESSAGE MEMORANDUM
Preliminary Budget FY 2011-12

approximately 50% of moving violation penalties. Funds must be used for street improvements, traffic safety, traffic enforcement, street improvements/construction and for crossing guards.

Projected Fund Balance Reserve	
Projected Beginning Fund Balance \$	(40,624)
Estimated Revenue	70,000
Less: Proposed Expenditures	(58,735)
Revenue over (under) expenditures	11,265
Projected Ending Fund Balance	(29,359)
Less: Designated, Reserved	0
Ending Available Fund Balance	(29,359)

Traffic Safety Fund - Revenue

	Actual FY 2008-09	Actual FY 2009-10	FY 2010-11 Revised Budget	Prelim FY 2011-12	%
Reimbursements	0	9,233	0	0	0%
Fines-RL Camera	47,682	195,742	76,075	49,000	-35.6%
Vehicle Fines	28,004	11,455	8,925	21,000	135%
Invest. Earnings	426	96	0	0	0%
Transfer-In	0	0	0	0	0%
Total	76,112	216,526	85,000	70,000	-17.6%

Traffic Safety Fund - Expenditures

	Actual FY 2008-09	Actual FY 2009-10	FY 2010-11 Revised Budget	Prelim FY 2011-12	%
Salaries/Benefits	8,091	8,006	8,980	9,140	1.8%
Maintenance & Operations	0	0	0	0	0%
RL Camera contr.	141,520	82,226	76,075	49,000	-35.6%
Projects	0	0	0	0	0%
Transfer-Out-	48,094	45,000	0	0	0%
TSF – Cost Alloc	652	11,838	595	595	0%
Total	198,357	147,070	85,650	58,735	-31.4%

Staff estimates that \$70,000 may be received for its share of the penalties and fees in FY 2010-11, based on recent history. 100% of the red-light camera ticket fine will go to the contractor because historically the fine revenue generated has not exceeded the billings by Redflex for the service. This equates to roughly 70% of all the share of fines collected.

BUDGET MESSAGE MEMORANDUM
Preliminary Budget FY 2011-12

The other 30% are from non-red-light. The Balance of the revenue will come from earnings on surplus cash.

Expenditures must be made in accordance with legally allowed expenditures in the Vehicle Code. Crossing guards have historically been funded from this fund. In prior years, such as FY 2008-09 and FY 2009-10 the Traffic Safety Fund did subsidize part of traffic operations and enforcement with a transfer of \$45,000 funds. However, that ended in FY 2010-11 when the true costs of the red-light ticket camera service was discovered.

FACILITIES DEVELOPMENT FUND – (19) Proposed Budget FY 2011-12

All new development is required to pay a Development Impact Fee for General Facilities and Public Facilities. This fund accounts for all revenue collected and funds expended under for this fee. Funds should be expended in accordance with the latest adopted fiscal impact study and capital needs assessment or master plan.

Projected Fund Balance Reserve	
Projected Beginning Fund Balance \$	206,343
Estimated Revenue	200
Less: Proposed Expenditures	(0)
Revenue over (under) expenditures	200
Projected Ending Fund Balance	206,543
Less: Designated, Reserved	0
Ending Available Fund Balance	206,543

Facilities Development Fund - Revenue

	Actual FY 2008-09	Actual FY 2009-10	FY 2010-11 Revised Budget	Prelim FY 2011-12	% Change
Dev Imp Fee	766	2,064	0	0	0%
Invest. Earnings	3,787	1,057	800	200	-75.0%
Transfer-In	0	0	0	0	0%
Total	4,554	3,121	800	200	-75.0%

Facilities Fund – Expenditures

	Actual FY 2008-09	Actual FY 2009-10	FY 2010-11 Revised Budget	Prelim FY 2011-12	% Change
Maintenance & Operations	0	0	0	0	0%
Capital Items	0	0	0	0	0%
Projects	0	0	0	0	0%
Transfer-Out-	0	0	0	0	0%
TSF – Cost Alloc	0	0	0	0	0%
Total	0	0	0	0	0%

BUDGET MESSAGE MEMORANDUM
Preliminary Budget FY 2011-12

Staff estimates that \$200 may be collected for improvement fees in FY 2011-12, if development occurs. The balance of the revenue will come from earnings on surplus cash.

Expenditures must be made for improvements as noted in the supporting studies that supported the fee ordinance. Staff proposes no expenditures in FY 2011-12.

MEASURE I FUND – (20) Proposed Budget FY 2011-12

SANBAG administers San Bernardino County's half-cent transportation sales tax, Measure I. This half-cent tax, adopted by county voters in November 1989, provides funding for local and regional transportation projects countywide.

Projected Fund Balance Reserve	
Projected Beginning Fund Balance \$	84,251
Estimated Revenue	216,913
Less: Proposed Expenditures	(271,974)
Revenue over (under) expenditures	(55,061)
Projected Ending Fund Balance	29,190
Less: Designated, Reserved	0
Ending Available Fund Balance	29,190

Measure I Fund - Revenue

	Actual FY 2008-09	Actual FY 2009-10	FY 2010-11 Revised Budget	Prelim FY 2011-12	% Change
Measure I	157,186	138,110	145,000	140,000	-3.4%
Stimulus Grant	0	0	294,665	76,413	-74.0%
Invest. Earnings	1,182	413	500	500	0%
Transfer-In	0	0	0	0	0%
Total	158,368	138,523	440,165	216,913	-50.7%

Measure I Fund – Expenditures

	Actual FY 2008-09	Actual FY 2009-10	FY 2010-11 Revised Budget	Prelim FY 2011-12	% Change
Maintenance & Operations	144,944	790	88,000	88,000	0%
Capital Items	0	0	0	0	0%
Projects	0	0	70,000	0	-100%
Transfer-Out-	0	101,984	294,665	174,632	-40.7%
TSF – Cost Alloc	29,506	11,000	9,342	9,342	0%
Total	174,450	113,774	467,007	271,974	-41.1%

SANBAG estimates that \$140,000 may be the City's share of Measure I revenue in FY 2011-12. \$300,000 is estimated to be received in total from Federal Stimulus funds through SANBAG for city projects. An estimated \$76,413 is remaining to be received on Federal Stimulus projects on a reimbursement basis in FY 2011-12. The balance of the revenue will come from earnings on surplus cash.

Expenditures must be made for improvements as noted in adopted Measure I Capital Improvement Plan. Staff proposes to expend \$88,000 for street maintenance and improvements. \$174,632 will be transferred to Street Improvement Project Fund (46) funding of the Pico Street repaving and Michigan Avenue repaving project. Measure I Fund will also be charged \$9,342 for its share of the overhead cost allocation.

WASTE WATER DISPOSAL FUND – (21) Proposed Budget FY 2011-

12

The City charges a sewer user fee for maintaining the sewer lines within the City and paying the City of Colton for sewer plant maintenance fees. New development is also charged capital fees for connecting to the sewer system. By agreement, Riverside Highland Water Company bills for sewer on the water bills. Approximately 85% of the fees collected are passed through to the City of Colton. The available fund balance is steadily decreasing as regulatory and maintenance costs are rising. Any capital fees collected for connection must be used for capital costs in accordance with the master plan.

Projected Fund Balance Reserve	
Projected Beginning Fund Balance \$	1,563,611
Projected Beginning Desig. F.B.	1,022,960
Estimated Revenue	1,495,300
Less: Proposed Expenditures	(1,673,760)
Revenue over (under) expenditures	(178,460)
Projected Ending Fund Balance	2,408,111
Less: Designated, Reserved	(1,022,960)
Ending Available Fund Balance	1,385,151

Waste Water Disposal Fund - Revenue

	Actual FY 2008-09	Actual FY 2009-10	FY 2010-11 Revised Budget	Prelim FY 2011-12	% Change
Service Charge	1,483,162	1,507,970	1,468,800	1,468,800	0%
Delinq Charges	455	0	500	500	0%
Sewer Conn-GT	600	300	12,000	12,000	0%
Invest. Earnings	56,999	15,282	20,500	14,000	-31.7%
Transfer-In	0	0	0	0	0%
Total	1,541,217	1,523,601	1,501,800	1,495,300	-4%

BUDGET MESSAGE MEMORANDUM
Preliminary Budget FY 2011-12

Waste Water Disposal Fund – Expenditures

	Actual FY 2008-09	Actual FY 2009-10	FY 2010-11 Revised Budget	Prelim FY 2011-12	% Change
Salaries/Benefits	97,891	85,456	71,032	91,580	28.9%
Colton-WW Fee	1,227,992	1,197,163	1,200,000	1,200,000	0%
Maintenance & Operations	48,790	41,149	53,848	61,445	-28.3%
Capital Items	0	0	100,000	100,000	0%
Projects	0	0	0	0	0%
Transfer-Out-	100,000	100,000	0	0	0%
Depreciation	88,570	88,570	99,000	99,000	0%
TSF – Cost Alloc	129,481	157,454	121,735	121,735	0%
Total	1,692,724	1,669,792	1,677,535	1,673,760	-2%

Staff estimates that \$1,481,300 may be collected for fees in FY 2011-12 based on recent history. The balance of the revenue will come from earnings on surplus cash.

Expenditures must be made for maintenance of the sewer system and to pay a sewer plant maintenance fee to the City of Colton. The sewer “wholesale” cost for the City of Colton component is 71.7% of the expenditures. Originally, all NPDES costs were expended in WWD Fund. Last year NPDES costs were moved to the General Fund. Staff has determined that 30% of the cost should go to the WWD Fund. Therefore, FY 2011-12 Budget allocates 30% of the NPDES cost to the WWD Fund and 70% of the NPDES cost to the General Fund.

Staff proposes to expend \$91,580 for allocated labor, \$160,445 for line maintenance and administration and \$100,000 for monitoring equipment. \$1,200,000 is estimated to be expended for sewer plant maintenance costs to the City of Colton. The Waste Water Disposal Fund will also be charged \$121,735 for its share of the overhead cost allocation.

BUDGET MESSAGE MEMORANDUM
Preliminary Budget FY 2011-12

Community Development Block Grant – (22) Proposed Budget FY 2011-12

The City receives grant funds under the Federal Housing and Community Development Act of 1974. Funding is on a per capital basis and program expenditures must follow the Community Development Block Grant (CDBG) federal guidelines. The City Council annually approves the CDBG projects.

Projected Fund Balance Reserve	
Projected Beginning Fund Balance \$	0
Estimated Revenue	110,100
Less: Proposed Expenditures	(110,100)
Revenue over (under) expenditures	0
Projected Ending Fund Balance	0
Less: Designated, Reserved	0
Ending Available Fund Balance	0

CDBG Fund - Revenue

	Actual FY 2008-09	Actual FY 2009-10	FY 2010-11 Revised Budget	Prelim FY 2011-12	%
CDBG	0	0	129,379	110,100	-14.9%
CDBG – Other	0	0	25,000	0	-100%
Invest. Earnings	0	0	0	0	0%
Transfer-In	0	0	0	0	0%
Total	0	0	154,379	110,100	-28.6%

CDBG Fund - Expenditures

	Actual FY 2008-09	Actual FY 2009-10	FY 2010-11 Revised Budget	Prelim FY 2011-12	%
City Hall Imprv	0	0	43,496	53,092	22.0%
Senior Home Imp	0	0	17,883	39,017	118.1%
Family Services	0	0	3,000	4,995	66.5%
Library Literacy	0	0	10,000	4,996	
Code Enforcement	0	0	0	8,000	100%
Transfer-Out-	0	0	80,000	0	-100%
TSF – Cost Alloc	0	0	0	0	0%
Total	0	0	154,379	110,100	-28.6%

Staff estimates revenue and expenditure is based on the City's allocation of \$66,604 as approved on February 22, 2011 Council meeting. The other \$43,496 of revenue and

BUDGET MESSAGE MEMORANDUM
Preliminary Budget FY 2011-12

expenditures is a carryover from FY 2010-11 for the City Hall ADA improvement project.

LIGHTING LANDSCAPING ASSESSMENT DISTRICT FUND – (26)
Proposed Budget FY 2011-12

The City maintains three areas for lighting and landscaping. These developments were conditioned to join a LLMD and fund such cost to maintain the improvements. Landscaping and Lighting Assessment District 89-1 is a pre-proposition 21, assessment district under the 1972 act of the Streets and Highway Code. There is no cost escalator, so costs may not be raised without an affirmative vote of the property owners.

Projected Fund Balance Reserve	
Projected Beginning Fund Balance \$	2,187
Estimated Revenue	14,335
Less: Proposed Expenditures	(14,065)
Revenue over (under) expenditures	270
Projected Ending Fund Balance	2,457
Less: Designated, Reserved	0
Ending Available Fund Balance	2,457

LLMD Fund - Revenue

	Actual FY 2008-09	Actual FY 2009-10	FY 2010-11 Revised Budget	Prelim FY 2011-12	%
Assessments	11,842	11,686	14,335	14,335	0%
Invest. Earnings	0	0	0	0	0%
Transfer-In	0	0	0	0	0%
Total	11,842	11,686	14,335	14,335	0%

LLMD Fund – Expenditures

	Actual FY 2008-09	Actual FY 2009-10	FY 2010-11 Revised Budget	Prelim FY 2011-12	%
Salaries/Benefits	2,400	0	0	0	0%
Maintenance & Operations	8,528	6,578	7,122	7,122	0%
Capital Items	0	0	0	0	0%
Transfer-Out-	0	0	5,000	5,000	0%
TSF – Cost Alloc	2,225	901	1,943	1,943	0%
Total	10,753	7,479	14,065	14,065	0%

BUDGET MESSAGE MEMORANDUM
Preliminary Budget FY 2011-12

Staff estimates that \$14,335 may be collected for improvement fees in FY 2011-12.

Expenditures must be made for maintaining improvements in the maintenance district boundaries as identified by the engineer's report.

STREET IMPROVEMENT PROJECT FUND – (46) Proposed Budget
FY 2011-12

This is an on going project fund for street improvement projects.

Projected Fund Balance Reserve	
Projected Beginning Fund Balance \$	0
Estimated Revenue	828,732
Less: Proposed Expenditures	(828,732)
Projected Ending Fund Balance	0
Revenue over (under) expenditures	0
Less: Designated, Reserved	0
Ending Available Fund Balance	0

Street Improvement Project Fund - Revenue

	Actual FY 2008-09	Actual FY 2009-10	FY 2010-11 Revised Budget	Prelim FY 2011-12	%
TSF-CDBG	0	0	122,469	0	-100%
TSF- Street Fund	63,490	3,669	91,500	185,600	102.2%
TSF-Gas Tax	0	68,114	0	50,000	0%
TSF-Measure I	0	0	294,665	174,632	-40.7%
TSF-CRA-32	0	0	73,572	172,500	134%
Reimb- Other	59,060	0	70,000	0	-100%
Grants- Other	0	0	0	246,000	100%
Total	122,550	71,783	652,206	828,732	27.0%

Street Improvement Project Fund - Expenditures

	Actual FY 2008-09	Actual FY 2009-10	FY 2010-11 Revised Budget	Prelim FY 2011-12	%
Stimulus –Proj	0	5,335	294,665	94,632	-67.8%
Proj- Fed Hwy	0	0	0	246,000	100%
Projects	115,223	69,104	357,541	488,100	36.5%
Transfer-Out-	0	0	0	0	0%
TSF – Cost Alloc	0	0	0	0	0%
Total	115,223	74,439	652,206	828,732	27.0%

BUDGET MESSAGE MEMORANDUM
Preliminary Budget FY 2011-12

Staff anticipates that \$828,732 will be transferred from various funds as outline above and accumulated to provide funding for proposed project expenditures.

Expenditures must be made for improvements as noted from the funding source. \$246,000 for improvements related to the 2010 Winter Storm damage is proposed to be funded by federal grants. Such grant would have to awarded and approved by the City Council prior to any construction. A list of the projects proposed is the “Capital Projects Funding” schedule.

BARTON ROAD BRIDGE FUND – (47) Proposed Budget FY 2011-12

Fund 47 was set up in 1999 to track the revenue and expenditures on Federal-aid project STPLZ-5421(002), Barton Road Bridge. The bridge is on Barton Road on the border with the City of Colton as Barton Road crosses the rail road tracks. The project was originally the engineering for a seismic retrofit and later a replacement bridge. Federal Highway funds will be contributing 80% of the funding with the Cities of Grand Terrace and Colton splitting the difference. The City of Colton is expected to be the lead agency during the construction.

Projected Beginning Fund Balance \$	0
Estimated Revenue	94,088
Less: Proposed Expenditures	(94,088)
Revenue over (under) expenditures	0
Projected Ending Fund Balance	0
Less: Designated, Reserved	0
Ending Available Fund Balance	0

Barton Road Bridge Fund - Revenue

	Actual FY 2008-09	Actual FY 2009-10	FY 2010-11 Revised Budget	Prelim FY 2011-12	% Change
TSF-City Colton	12,000	20,385	95,011	0	-100%
State Grant	89,917	124,212	760,092	0	-100%
TSF-Measure I	0	58,000	0	0	0%
TSF-CRA-32	0	0	0	94,088	100%
TSF- General Fnd	0	9,060	0	0	0%
Total	100,917	211,657	855,103	94,088	-89.0%

BUDGET MESSAGE MEMORANDUM
Preliminary Budget FY 2011-12

Barton Road Bridge Fund - Expenditures

	Actual FY 2008-09	Actual FY 2009-10	FY 2010-11 Revised Budget	Prelim FY 2011-12	% Change
Engineering	93,331	31,642	360,000	0	-100%
Project	0	107,471	590,114	94,088	-84.0%
Transfer-Out-	0	0	0	0	0%
TSF – Cost Alloc	0	0	0	0	0%
Total	93,331	139,114	950,114	94,088	-90.1%

Staff estimates that \$94,088 will need to be the City’s share of matching funds. The City of Grand Terrace may use Measure I Funds for its 10% but CRA funds are recommended funds be used.

It is anticipated that the preliminary engineering and right-of-way acquisition will be completed at the end of this year. Proposed expenditures must be made for improvements as allowed by the Federal grant. Colton is anticipated by the cooperative agreement be the lead agency in the project. Staff proposes to expend \$94,088 as our share of the construction costs.

COMMUNITY REDEVELOPMENT AGENCY – (funds 32, 33, 34, x1)

CRA - CAPITAL PROJECT FUND (32) Proposed Budget FY 2011-12

Projected Fund Balance Reserve	
Projected Beginning Fund Balance \$	0
Estimated Revenue	1,837,000
Less: Proposed Expenditures	(1,818,070)
Revenue over (under) expenditures	18,930
Projected Ending Fund Balance	18,930
Less: Designated, Reserved	0
Ending Available Fund Balance	18,930

This fund accounts for the CRA project funds received for non- CRA Low Mode redevelopment expenditures. CRA capital projects, economic development and administrative costs are expended in this fund. The majority of revenue received are transfer of excess property tax increment from the CRA Debt Service Fund (33).

BUDGET MESSAGE MEMORANDUM
Preliminary Budget FY 2011-12

CRA Capital Project Fund - Revenue

	Actual FY 2008-09	Actual FY 2009-10	FY 2010-11 Revised Budget	Prelim FY 2011-12	% Change
Reimbursements	35,700	0	0	0	0%
Rents	54,010	50,318	46,000	46,000	0%
Invest. Earnings	1,018	675	0	0	0%
Transfer-In-DS	1,754,294	350,000	1,078,630	1,791,000	66.0%
Total	1,845,024	400,992	1,124,630	1,837,000	63.3%

CRA Capital Project Fund – Expenditures

	Actual FY 2008-09	Actual FY 2009-10	FY 2010-11 Revised Budget	Prelim FY 2011-12	% Change
Salaries/Benefits	103,673	308,747	314,732	313,690	-.3%
Maintenance & Operations	167,723	176,265	266,089	234,730	-11.8%
Capital/Projects	221,598	538,647	3,053,011	879,604	-71.2%
Transfer-Out	0	-200,926	0	266,588	100%
TSF – Cost Alloc	169,102	33,780	123,458	123,458	0%
Total	662,096	856,513	3,757,290	1,818,070	-51.6%

Staff estimates that \$46,000 will be collected for rents on CRA property and \$850,000 will be received as an intra-fund transfer from CRA Debt Service Fund -33. The balance of the revenue will come from earnings on surplus cash, if any.

Expenditures must be made for redevelopment purposes and redevelopment projects. Staff proposes to expend \$548,420 for CRA administrative, professional and economic development expenditures and \$879,604 for capital project costs. \$266,588 is proposed to fund street infrastructure improvements from anticipated bond proceeds and be transferred to the Street Improvement Fund (46). See Capital Projects Funding schedule. CRA Capital Projects Fund will also be charged a combined credit of \$123,458 for its share of the overhead cost allocation.

CRA – DEBT SERVICE FUND – (33) Proposed Budget FY 2011-12

The purpose of this fund is to receive 80% property tax increment and pay the debt of the CRA. This fund accounts for the 80% non housing CRA tax increment funds received for redevelopment expenditures. CRA debt service, maintain pass through agreements and administrative costs are expended in this fund. Remaining funds may be used for redevelopment expenditures and projects. An estimated \$18,300,000 of proceeds from the CRA 2011 tax allocation bonds are in shown as designated fund balance not yet available pending sale at the end of June 2011. Debt service for the first year of the 2011 TABS is included in expenditures for FY 2011-12.

BUDGET MESSAGE MEMORANDUM
Preliminary Budget FY 2011-12

Projected Fund Balance Reserve	
Projected Beginning Fund Balance \$	1,251,673
Projected Designated FB	4,152,073
Estimated Revenue	6,052,858
Less: Proposed Expenditures	(7,082,960)
Revenue over (under) expenditures	(1,030,102)
Projected Ending Fund Balance	4,373,644
Less: Designated, Reserved	(4,152,073)
Ending Available Fund Balance	221,571

CRA Debt Service Fund - Revenue

	Actual FY 2008-09	Actual FY 2009-10	FY 2010-11 Revised Budget	Prelim FY 2011-12	% Change
Prop Tax- Increm	7,169,485	6,314,841	6,391,715	5,406,345	-15.4%
Invest. Earnings	139,685	48,298	60,000	38,000	-36.7%
Transfer-In	0	86	0	0	0%
TSF-In-LM Debt	613,577	608,688	610,947	608,513	-4%
Total	7,922,747	6,971,913	7,062,662	6,052,858	-14.3%

CRA Debt Service Fund – Expenditures

	Actual FY 2008-09	Actual FY 2009-10	FY 2010-11 Revised Budget	Prelim FY 2011-12	% Change
Maintenance & Operations	152,177	113,275	140,018	130,615	-6.7%
2011-TABS	0	0	0	949,750	100.0%
2004-TABS	1,831,800	1,825,150	1,831,926	1,824,625	-4%
97 COP/ Zions	272,108	173,647	254,848	254,848	0%
Pass-throughs	2,341,265	2,082,561	2,594,855	1,928,745	-25.7%
ERAF/SERAF	143,430	2,289,449	448,211	88,310	-80.3%
Transfer-Out-	1,754,294	350,000	998,630	1,791,000	79.3%
TSF – Cost Alloc	169,140	190,101	115,067	115,067	0%
Total	6,664,214	7,024,183	6,383,555	7,082,960	10.96%

Staff estimates that \$5,406,345 in tax increment will be received in FY 2011-12 using the HdL estimated worksheets. This is a 15.4 decrease over the previous year. \$608,513 will be received as an intra-fund transfer from CRA Low Mod Housing Fund (34) for its share of the 2004 TABS debt service payment. The balance of the revenue will come from earnings on surplus cash.

Expenditures must be made for redevelopment purposes, projects and CRA debt service. Staff proposes to expend \$130,615 on maintenance and operations, \$3,029,223 for CRA bond and loan debt service, and \$2,017,055 for payment of pass-through agreements with overlapping taxing agencies. \$1,791,000 of excess funds will be transferred to the CRA Capital Project Fund to pay for redevelopment expenditures and projects. CRA Debt

BUDGET MESSAGE MEMORANDUM
Preliminary Budget FY 2011-12

Service Fund will also be charged \$115,067 for its share of the overhead cost allocation. Assuming the 2011 TABS is issued; there will be only two years where there will be debt service payments on two bond issues.

CRA – LOW MODERATE HOUSING FUND – (34) Proposed Budget FY 2011-12

This fund accounts for the 20% CRA tax increment funds received for redevelopment low mod housing expenditures. CRA housing projects, housing grants, etc. are expended from this fund. The majority of the funds in the CRA Low Mod Housing Fund were used, over the past few years, for assistance with the development of the senior housing project and new senior center.

Projected Fund Balance Reserve	
Projected Beginning Fund Balance \$	0
Projected Beginning Designated FB	877,053
Estimated Revenue	1,280,560
Less: Proposed Expenditures	(1,267,687)
Revenue over (under) expenditures	12,873
Projected Ending Fund Balance	889,926
Less: Designated, Reserved	(877,053)
Ending Available Fund Balance	12,873

CRA Low Mod Housing Fund - Revenue

	Actual FY 2008-09	Actual FY 2009-10	FY 2010-11 Revised Budget	Prelim FY 2011-12	%
Prop Tax- 20% TI	1,791,021	1,579,178	1,612,815	1,263,360	-21.6%
Invest. Earnings	32,329	7,222	35,000	15,000	-57.1%
Transfer-In	0	0	0	0	0%
Other	4,814	22,797	2,900	2,200	-24.1%
Total	1,829,164	1,609,197	1,650,715	1,280,560	-22.4%

CRA Low Mod Housing Fund - Expenditures

	Actual FY 2008-09	Actual FY 2009-10	FY 2010-11 Revised Budget	Prelim FY 2011-12	%
Salaries/Benefits	288,380	205,105	169,836	172,170	1.3%
Salaries-CDBG	0	0	0	-8,000	
Maintenance & Operations	57,123	53,654	53,679	53,456	-4%
Capital/Projects	2,857,022	934,444	482,000	300,000	-37.7%
Transfer-Out-	613,577	608,687	610,947	608,513	-4%
TSF – Cost Alloc	343,751	122,510	141,548	141,548	0%
Total	4,159,853	1,924,400	1,458,010	1,267,687	-13.0%

Staff estimates that \$1,263,360 in tax increment will be received in FY 2011-12. This is decrease of 21.6% compared to FY 2010-11 Revised Budget. The balance of the revenue will come from earnings on surplus cash and loan repayments.

Expenditures must be made for redevelopment purposes, projects and specifically for CRA Low Mod Housing expenditures. 60% of code enforcement costs are charged to the CRA Low Mod Fund. For FY 2011-12, CDBG will fund \$8,000 of such code enforcement costs.

Staff proposes to expend \$172,170 for CRA Low Mod Housing administrative and professional costs, \$53,456 for maintenance and operations and \$300,000 for the residual receipts agreement between the City and CRA in regards to the senior housing project. \$608,513 will be transferred to the CRA Debt Service Fund to pay for its' share of the bond debt service payment for the fiscal year. In addition, residual receipt payment will be made in the amount of \$300,000 to the city in accordance with the agreement. CRA Low Mod Housing Fund will also be charged a combined credit of \$141,548 for its share of the overhead cost allocation.

CRA – Project Trust Fund –(x1) Proposed Budget FY 2011-12

In FY 2010-11, CRA funded the economic development agreement with Stater Bros. Markets in the amount of \$1,207,500. If the development is built and meets certain agreed benchmarks than an installment payment may be made over five years.

Projected Fund Balance Reserve	
Projected Beginning Fund Balance \$	1,207,500
Projected Beginning Designated FB	0
Estimated Revenue	0
Less: Proposed Expenditures	(241,500)
Revenue over (under) expenditures	(241,500)
Projected Ending Fund Balance	966,000
Less: Designated, Reserved	0
Ending Available Fund Balance	966,000

CRA Project Trust Fund - Revenue

	Actual FY 2008-09	Actual FY 2009-10	FY 2010-11 Revised Budget	Prelim FY 2011-12	%
Invest. Earnings	0	0	0	0	0%
Transfer-In	0	0	1,207,500	0	-100. %
Other	0	0	0	0	0%
Total	0	0	1,207,500	0	-100%

BUDGET MESSAGE MEMORANDUM
Preliminary Budget FY 2011-12

CRA Project Trust Fund - Expenditures

	Actual FY 2008-09	Actual FY 2009-10	FY 2010-11 Revised Budget	Prelim FY 2011-12	% Change
Capital/Projects	0	0	0	241,500	100%
Transfer-Out	0	0	0	0	0%
TSF – Cost Alloc	0	0	0	0	0%
Total	0	0	0	241,500	-100%

No additions to the fund are anticipated this year. It is anticipated that 1/5 installment will be made to Stater Bros. Markets upon meeting agreed upon criteria in FY 2011-12.

Conclusion

The far-reaching recession has continued to effect the economic growth and revenues of the City and Community Redevelopment Agency. The City may have difficulty weathering the storm even with conservative financial management because the recovery period is unknown. General Fund Revenues are anticipated to decrease only slightly due to reduction/correction in the City's statutory pass-through and General Fund expenditures are projected to increase by \$227,230 primarily due to law enforcement costs and decreases in state funding.

The city will need to seek alternative funding sources to maintain a more steady flow of income and improve services.

CRA Board has succeeded in increasing tax increment limitation and will soon issue 2011 Tax Allocation Bonds which will bring community and economic development as well as securing future tax increment for the community. This was a needed proactive step in protecting the assets of the community in light of potential state legislation that may affect the future of the Agency.

¹ California Dept. of Finance, CALIFORNIA GREW BY 0.8 PERCENT IN 2010, April 29, 2011
² "Recession Over in June 2009", WSJ, September 20, 2010
³ "Inland Empire 2011 Forecast... Weak Growth!" John E. Husing, Ph.D., SANBAG, Inland Empire Quarterly Economic Report, April 2011
⁴ National Pollution Discharge Elimination System: www.epa.gov
⁵ "Inland Empire 2011 Forecast... Weak Growth!", California Jobs, John E. Husing, Ph.D, SANBAG, Inland Empire Quarterly Economic Report, April 2011
⁶ Dow Jones Industrial Average; <http://money.com/data/markets/dow/>
⁷ "Inland Empire 2011 Forecast... Weak Growth!", John E. Husing, Ph.D., SANBAG, Inland Empire Quarterly Economic Report, April 2011
⁸ Dataquick
⁹ www.bankrate.com
¹⁰ National Bureau of Economic Research, Business Cycle Expansions and Contractions
¹¹ <http://govbud.dof.ca.gov/Revised/BudgetSummary/BSS/BSS.html>
¹² San Bernardino County Sheriff contract agreement; Schedule "A" refers to services and costs
¹³ City of Grand Terrace Finance, general ledger and budgets
¹⁴ SB2557 GC 29550-29550.4; Michael Coleman, CaliforniaCityFinance.com

BUDGET MESSAGE MEMORANDUM
Preliminary Budget FY 2011-12

34

¹⁵ City of Grand Terrace Finance, general ledger : FY2006-07 \$25,475- account 10-410-259"County Charge Booking Fee

¹⁶ Sale of Michigan Ave from CRA to City

¹⁷ CRA Agenda Item 3F –Agreement Between the City and Agency Regarding Residual Receipts for the Senior Housing Project, February 24, 2009



Table of Contents

22795 Barton Road, Grand Terrace, California 92313



Projected Fund Balance

22795 Barton Road, Grand Terrace, California 92313

**CITY AND CRA OF GRAND TERRACE
FISCAL YEAR 2011-2012
COMBINED SUMMARY TOTAL**

- **COMBINED Projected Ending Fund Balance \$9,006,390 at 6/30/2012 (excluding bond proceeds)**
 - ▶ Proposed Total Combined Revenues and Transfers In of \$16,978,740
 - ▶ Proposed Total Combined Expenditures and Transfers Out of \$19,199,028
 - ▶ Proposed CRA Loan Payment from General Fund \$147,309

CITY AND CRA OF GRAND TERRACE

FISCAL YEAR 2011-2012

COMBINED SUMMARY TOTAL

- COMBINED Projected Ending Fund Balance \$9,006,390 at 6/30/2012
- PROJECTED ENDING FUND BALANCES AT 6/30/2012
 - ▶ General Fund Balance (\$389,743)
 - Undesignated/Unreserved balance (\$389,743)
 - ▶ Capital Projects Fund Balance \$0
 - ▶ Special Revenue/Enterprise Fund Balance \$3,596,269
 - Designated \$1,022,960
 - Available \$2,573,309
 - ▶ CRA Fund Balance \$5,799,864
 - Designated/Reserve \$4,580,490
 - Available \$1,219,374
 - Potential Bond Proceeds \$18,300,000

CITY AND CRA OF GRAND TERRACE

FISCAL YEAR 2011-2012

COMBINED SUMMARY FOR CITY AND CRA

- PROJECTED SOURCES AND USES OF FUNDS FOR 2011-2012

- ▶ USES OF FUNDS:

- Proposed Combined Total Expenditures and Transfers of \$19,346,337

- ▶ SOURCES OF FUNDS:

- Proposed Combined Sources of Funds to fund proposed FY 2011-2012 Combined Total Revenues and Transfers in the amount of \$16,997,939 are:

- \$13,856,946 from Current Revenue Estimated to be received in FY 2011-2012
- \$3,140,993 from Inter-Fund Operating Transfers
- Balance of funds needed would come from reserves or future funding

CITY AND CRA OF GRAND TERRACE
FUND BALANCE SUMMARY
PROJECTED FUND BALANCES THROUGH June 30, 2011
Preliminary FY 2011-12 BUDGET

	BEGINNING (Projected)	BEGINNING (Revised)	FY 2011-12 Est. REVENUES	FY 2011-12 Proposed EXPENDITURE S	ENDING FUND BALANCE RESERVE			
					DESIGNATED or Reserved 06/30/12	PROJECTED AVAILABLE 6/30/12	Reserve Total 06/30/12	
10 GENERAL FUND -UNDESG	163,373	0	4,545,074	(5,098,190)		(389,743)	(389,743)	10
10 GENERAL FUND - CONTG. RSV	0	0			0		0	10
10 GENERAL FUND - DESG-CRA DEBT	0	0	147,309	(147,309)	0		0	10
TOTAL GENERAL FUND	163,373	0	4,692,383	(5,245,499)	0	(389,743)	(389,743)	10
11 STREET IMPROVEMENT FUND	752,411	0	7,000	(187,100)	0	572,311	572,311	11
12 STORM DRAIN IMPROVEMENT FUN	64,919	0	350	0	0	65,269	65,269	12
13 PARK IMPROVEMENT FUND	218,791	0	7,100	(16,629)	0	209,262	209,262	13
14 AB3229 COPS SLESF	0	0	0	0	0	0	0	14
15 AIR QUALITY IMPROVEMENT FUND	55,666	0	14,250	(700)	0	69,216	69,216	15
16 GAS TAX FUND	92,147	0	405,860	(434,738)	0	63,269	63,269	16
17 TRAFFIC SAFETY FUND	(40,624)	0	70,000	(58,735)	0	(29,359)	(29,359)	17
19 FACILITIES DEVELOPMENT FUND	206,343	0	200	0	0	206,543	206,543	19
20 MEASURE I FUND	84,251	0	216,913	(271,974)	0	29,190	29,190	20
21 WASTE WATER DISPOSAL FUND	1,563,611	0	1,495,300	(1,673,760)		1,385,151	1,385,151	21
21 WWD - DESG CAPITAL FEES	1,022,960	0			1,022,960		1,022,960	22
22 CDBG	0	0	110,100	(110,100)	0	0	0	22
26 LSCPG/ LGHTG ASSESSMENT DIST	2,187	0	14,335	(14,065)	0	2,457	2,457	26
TOTAL SPEC REV /ENTERPRISE FU	4,022,662	0	2,341,408	(2,767,801)	1,022,960	2,573,309	3,596,269	
44 BIKE LANE CAPITAL FUND	0	0	0	0	0	0	0	44
46 STREET CAPITAL PROJECTS FUND	0	0	828,732	(828,732)	0	0	0	46
47 BARTON BRIDGE FUND	0	0	94,088	(94,088)	0	0	0	47
TOTAL CAPITAL PROJECT FUNDS	0	0	922,820	(922,820)	0	0	0	
32 CRA-CAPITAL PROJECTS FUND	0	0	1,837,000	(1,818,070)	0	18,930	18,930	32
33 CRA-DEBT SERVICE FUND	1,251,673	0	6,052,858	(7,082,960)		221,571	221,571	33
33 CRA-DEBT SERVICE FUND-DESG	2,168,335	1,535,102			3,703,437		3,703,437	33
34 CRA-LOW & MODERATE HOUSING	0	0	1,280,560	(1,267,687)		12,873	12,873	34
34 CRA-LOW & MOD HOUSING -DESG	417,946	459,107			877,053		877,053	34
x1 CRA - Trust Fund	1,207,500	0		(241,500)	0	966,000	966,000	x1
TOTAL CRA FUNDS	5,045,454	1,994,209	9,170,418	(10,410,217)	4,580,490	1,219,374	5,799,864	
TOTAL - ALL FUNDS	9,231,489	1,994,209	17,127,029	(19,346,337)	5,603,450	3,402,940	9,006,390	

CITY AND CRA OF GRAND TERRACE
FUND BALANCE SUMMARY
PROJECTED FUND BALANCES THROUGH June 30, 2011

NOTES:

B. CHANGES IN DESIGNATION AND RESERVATIONS OF FUND BALANCE RESERVE

Represents the amount of resources that is earmarked for a special purpose or project.

- 1 WWD Fund - Segregates Capital Fees from Fund Balance from GT line maintenance operations
- 2 CRA Debt Service Fund Designation one year of CRA bonded indebtedness in the amount of \$2,018,335 .
- 3 CRA Debt Service Fund Designation also includes \$147,946 designated for City projected payment of CRA Loan in FY 2011-12. project that would be transferred to the CRA Capital Projects fund upon approval of the project.
- 4 CRA Debt Service Fund - Designate \$1,836,429 for potential pass through payments.
- 5 CRA Debt Service Fund - reduce Designation by \$448,636 for SERAF Loan from CRA Low Mod Fund.
- 6 CRA Low Mod Fund - Designate \$459,107 for potential pass through payments.
- 7 CRA Low Mod Fund - Designate remaining \$417,946 for potential Canal Village Project.

C. Estimated revenue

Represents revenue reasonably determined to be due and received by the City and CRA in FY 2011-12. Revenue estimates rely on:

- 1 Historical revenues
- 2 Influence of general economy trends.
- 3 State of California legislation
- 4 Federal legislation
- 5 Information from consultants.
- 6 Staff input.

D. Proposed Expenditures

Represents expenditures determined to be needed for FY 2011-12 to carry out and maintain a level of municipal services including:

- 1 Public Safety
- 2 Building and Planning
- 3 Economic Development
- 4 Code Enforcement
- 5 Cultural, recreational and historical activities

E. Ending Fund Balance Reserve

Ending Fund Balance is an indication of the projected available financial resources that would be left over assuming:

- 1 Projected beginning Fund Balance is reasonably accurate.
- 2 Revenue received in FY 2011-12 approximates amount estimated.
- 3 Proposed expenditures are approved, adopted and all spent in FY 2011-12.

F. New Funds

CRA - Trust Fund -X1

Will be set up to segregate contracts, commitments for development projects.
Current amount relates to Stater Bros. Agreement.



Projected Prior FY Fund Balance

22795 Barton Road, Grand Terrace, California 92313



City/CRA Budget Summary

22795 Barton Road, Grand Terrace, California 92313

Budget Summary Report
CITY OF GRAND TERRACE

Fiscal Year: 2012

<i>Fund</i>	<i>2008 Actuals</i>	<i>2009 Actuals</i>	<i>2010 Actuals</i>	<i>2010-11 Amended Budget</i>	<i>May 2011 Actuals</i>	<i>2012 Dept Req Update</i>
10 GENERAL FUND						
Revenue:	5,873,552	4,966,379	4,757,139	4,697,558	4,095,622	4,545,074
Expenditure:	5,887,210	5,825,245	4,968,149	4,870,960	3,731,420	5,098,190
Net Budget:	-13,658	-858,866	-211,010	-173,402	364,202	-553,116
<u>SPECIAL REVENUE AND ENTERPRISE FUNDS</u>						
11 STREET FUND						
Revenue:	425,121	147,822	58,147	4,000	464,607	7,000
Expenditure:	20,000	135,986	7,826	91,500	0	187,100
Net Budget:	405,121	11,836	50,321	-87,500	464,607	-180,100
12 STORM DRAIN FUND						
Revenue:	63,782	2,812	3,864	500	2,311	350
Expenditure:	10,289	15,606	14,044	0	0	0
Net Budget:	53,493	-12,794	-10,180	500	2,311	350
13 PARK FUND						
Revenue:	583,833	8,080	1,733	7,250	7,518	7,100
Expenditure:	301,076	39,921	47,214	16,629	804	16,629
Net Budget:	282,757	-31,841	-45,481	-9,379	6,714	-9,529
14 SLESF (AB3229 COPS)						
Revenue:	292,573	290,417	286,026	100,000	88,771	0
Expenditure:	292,574	290,416	286,025	100,000	83,582	0
Net Budget:	-1	1	1	0	5,189	0

Budget Summary Report
CITY OF GRAND TERRACE

Fiscal Year: 2012

<i>Fund</i>	<i>2008 Actuals</i>	<i>2009 Actuals</i>	<i>2010 Actuals</i>	<i>2010-11 Amended Budget</i>	<i>May 2011 Actuals</i>	<i>2012 Dept Req Update</i>
15 AIR QUALITY IMPROVEMENT FUND						
Revenue:	16,352	15,518	14,180	14,350	11,300	14,250
Expenditure:	1,008	3,386	338	32,700	32,226	700
Net Budget:	15,344	12,132	13,842	-18,350	-20,926	13,550
16 GAS TAX FUND						
Revenue:	271,386	415,467	458,016	364,303	227,396	405,860
Expenditure:	432,405	409,591	421,248	353,459	262,890	434,738
Net Budget:	-161,019	5,876	36,768	10,844	-35,494	-28,878
17 TRAFFIC SAFETY FUND						
Revenue:	65,536	76,112	216,526	85,000	67,487	70,000
Expenditure:	62,380	198,358	147,070	85,650	52,706	58,735
Net Budget:	3,156	-122,246	69,456	-650	14,781	11,265
18 T D A FUND						
Revenue:	0	0	0	0	0	0
Expenditure:	0	0	0	0	0	0
Net Budget:	0	0	0	0	0	0
19 FACILITIES FUND						
Revenue:	197,554	4,553	3,121	800	1,826	200
Expenditure:	27,762	0	0	0	0	0
Net Budget:	169,792	4,553	3,121	800	1,826	200

Budget Summary Report
CITY OF GRAND TERRACE

Fiscal Year: 2012

<i>Fund</i>	<i>2008 Actuals</i>	<i>2009 Actuals</i>	<i>2010 Actuals</i>	<i>2010-11 Amended Budget</i>	<i>May 2011 Actuals</i>	<i>2012 Dept Req Update</i>
20 MEASURE "I" FUND						
Revenue:	192,773	158,368	138,524	440,165	290,905	216,913
Expenditure:	393,180	174,450	113,774	462,007	74,672	271,974
Net Budget:	-200,407	-16,082	24,750	-21,842	216,233	-55,061
21 WASTE WATER DISPOSAL FUND						
Revenue:	1,633,369	1,541,217	1,523,602	1,501,800	983,931	1,495,300
Expenditure:	1,587,828	1,692,723	1,669,794	1,677,535	1,042,350	1,673,760
Net Budget:	45,541	-151,506	-146,192	-175,735	-58,419	-178,460
22 CDBG						
Revenue:	0	0	0	154,379	229,269	110,100
Expenditure:	0	0	0	154,379	236,442	110,100
Net Budget:	0	0	0	0	-7,173	0
26 LNDS CP & LGTG ASSESSMENT DIST						
Revenue:	14,456	11,843	11,687	14,335	8,738	14,335
Expenditure:	7,906	13,154	7,479	14,065	6,179	14,065
Net Budget:	6,550	-1,311	4,208	270	2,559	270
Total Revenues: SPEC REV & ENTPR	3,756,735	2,672,209	2,715,426	2,686,882	2,384,059	2,341,408
Total Expenditures: SPEC REV & ENTPR	3,136,408	2,973,591	2,714,812	2,987,924	1,791,851	2,767,801
Grand Total Net Change: SPEC REV &	<u>620,327</u>	<u>-301,382</u>	<u>614</u>	<u>-301,042</u>	<u>592,208</u>	<u>-426,393</u>

Budget Summary Report
CITY OF GRAND TERRACE

Fiscal Year: 2012

<i>Fund</i>	<i>2008 Actuals</i>	<i>2009 Actuals</i>	<i>2010 Actuals</i>	<i>2010-11 Amended Budget</i>	<i>May 2011 Actuals</i>	<i>2012 Dept Req Update</i>
<u>OTHER FUNDS</u>						
41 PUB FIN AUTH DEBT SERVICE FUND						
Revenue:	0	274,146	1,927,509	0	0	0
Expenditure:	277,785	276,019	2,370,946	0	0	0
Net Budget:	-277,785	-1,873	-443,437	0	0	0
44 CAPITAL PROJECT - BIKE LANE						
Revenue:	26,596	58,655	145,385	0	0	0
Expenditure:	27,759	96,937	103,360	0	0	0
Net Budget:	-1,163	-38,282	42,025	0	0	0
46 CAPITAL IMPROVEMENTS - STREETS						
Revenue:	600,000	122,550	71,783	652,206	217,469	828,732
Expenditure:	601,182	115,223	74,439	652,207	396,687	828,732
Net Budget:	-1,182	7,327	-2,656	-1	-179,218	0
47 CAP.PRJ. BARTON/COLTON BRIDGE						
Revenue:	2,053	100,917	211,657	855,103	0	94,088
Expenditure:	500	93,331	139,113	950,114	22,180	94,088
Net Budget:	1,553	7,586	72,544	-95,011	-22,180	0
Total Revenues: OTHER FUNDS	628,649	556,268	2,356,334	1,507,309	217,469	922,820
Total Expenditures: OTHER FUNDS	907,226	581,510	2,687,858	1,602,321	418,867	922,820
Grand Total Net Change: OTHER FUNDS	-278,577	-25,242	-331,524	-95,012	-201,398	0

Budget Summary Report
CITY OF GRAND TERRACE

Fiscal Year: 2012

<i>Fund</i>	<i>2008 Actuals</i>	<i>2009 Actuals</i>	<i>2010 Actuals</i>	<i>2010-11 Amended Budget</i>	<i>May 2011 Actuals</i>	<i>2012 Dept Req Update</i>
CRA FUNDS						
32 CAPITAL PROJECTS FUND						
Revenue:	719,870	1,845,024	400,993	1,124,630	1,474,678	1,837,000
Expenditure:	509,672	662,099	856,513	3,757,291	2,004,432	1,818,070
Net Budget:	210,198	1,182,925	-455,520	-2,632,661	-529,754	18,930
33 DEBT SERVICE FUND						
Revenue:	6,565,045	7,922,748	6,971,912	7,062,662	2,732,624	6,052,858
Expenditure:	5,037,841	6,664,215	7,024,184	6,408,555	3,955,307	7,082,960
Net Budget:	1,527,204	1,258,533	-52,272	654,107	-1,222,683	-1,030,102
34 LOW INCOME HOUSING FUND						
Revenue:	1,985,188	1,829,164	1,609,198	1,650,715	607,637	1,280,560
Expenditure:	4,506,796	4,159,856	1,924,407	1,458,010	788,414	1,267,687
Net Budget:	-2,521,608	-2,330,692	-315,209	192,705	-180,777	12,873
X1 CRA TRUST FUND						
Revenue:	0	0	0	0	1,207,500	0
Expenditure:	0	0	0	0	0	241,500
Net Budget:	0	0	0	0	0	-241,500
Grand Total CRA Revenues:	9,270,103	11,596,936	8,982,103	9,838,007	6,022,439	9,170,418
Grand Total CRA EXPENDITURES:	10,054,309	11,486,170	9,805,104	11,623,856	6,748,153	10,410,217
Grand Total CRA Net Change:	<u>-784,206</u>	<u>110,766</u>	<u>-823,001</u>	<u>-1,785,849</u>	<u>-725,714</u>	<u>-1,239,799</u>

Format Name: = '2012GTPREL'

Budget Summary Report
CITY OF GRAND TERRACE

Fiscal Year: 2012

<i>Fund</i>	<i>2008 Actuals</i>	<i>2009 Actuals</i>	<i>2010 Actuals</i>	<i>2010-11 Amended Budget</i>	<i>May 2011 Actuals</i>	<i>2012 Dept Req Update</i>
Grand Total Revenues:	19,529,039	19,791,792	18,811,002	18,729,756	12,719,589	16,979,720
Grand Total EXPENDITURES:	19,985,153	20,866,516	20,175,923	21,085,061	12,690,291	19,199,028
Grand Total Net Change:	<u>-456,114</u>	<u>-1,074,724</u>	<u>-1,364,921</u>	<u>-2,355,305</u>	<u>29,298</u>	<u>-2,219,308</u>

Format Name: = '2012GTPREL'

SUMMARY OF TRANSFERS - ALL FUNDS - (TRANSFER IN)

	Estimated Revenues	Transfer-In Revenues	Residual Receipts Agreement	TOTAL
REVENUES				
10 GENERAL FUND	4,240,074	5,000	300,000	4,545,074
11 Street Fund	7,000	0	0	7,000
12 Storm Drain Fund	350	0	0	350
13 Park Fund	7,100	0	0	7,100
14 AB 3229 COPS Fund	0	0	0	0
15 Air Quality Improvement Fund	14,250	0	0	14,250
16 Gas Tax Fund	346,200	59,660	0	405,860
17 Traffic Safety Fund	70,000	0	0	70,000
18 TDA Fund	0	0	0	0
19 Facilities Development Fund	200	0	0	200
20 Measure I Fund	216,913	0	0	216,913
21 Waste Water Disposal Fund	1,495,300	0	0	1,495,300
22 CDBG	110,100	0	0	110,100
26 LSCPG/ LGHTG Assessment Dist	14,335	0	0	14,335
TOTAL SPEC REV/ENT FUNDS	2,281,748	59,660	0	2,341,408
32 Capital Projects Fund	46,000	1,791,000	0	1,837,000
33 Debt Service Fund	5,444,345	608,513	0	6,052,858
34 Low & Moderate Housing	1,280,560	0	0	1,280,560
XX CRA Trust Fund	0	0	0	0
TOTAL CRA FUNDS	6,770,905	2,399,513	0	9,170,418
44 Bike Lane Capital Fund	0	0	0	0
46 Street Improvement Projects	246,000	582,732	0	828,732
47 Barton Rd. Bridge Project	0	94,088	0	94,088
TOTAL PROJECT FUNDS	246,000	676,820	0	922,820
TOTAL - ALL FUNDS	13,538,727	3,140,993	300,000	16,979,720

CITY AND CRA OF GRAND TERRACE
PRELIMINARY BUDGET FY 2011-12

SUMMARY OF TRANSFERS - ALL FUNDS - (TRANSFER OUT)

<u>Expenditures</u>	Estimated Expenditures	Transfer-Out Expenditures	Residual Receipts Agreement	Cost Allocation	TOTAL
10 GENERAL FUND	5,587,737	59,660	0	(549,207)	5,098,190
11 Street Fund	0	185,600	0	1,500	187,100
12 Storm Drain Fund	0	0	0	0	0
13 Park Fund	15,000	0	0	1,629	16,629
14 AB 3229 COPS Fund	0	0	0	0	0
15 Air Quality Improvement Fund	0	0	0	700	700
16 Gas Tax Fund	350,105	50,000	0	34,633	434,738
17 Traffic Safety Fund	58,140	0	0	595	58,735
18 TDA Fund	0	0	0	0	0
19 Facilities Development Fund	0	0	0	0	0
20 Measure I Fund	88,000	174,632	0	9,342	271,974
21 Waste Water Disposal Fund	1,552,025	0	0	121,735	1,673,760
22 CDBG	110,100	0	0	0	110,100
26 LSCPG/ LGHTG Assessment Dist	7,122	5,000	0	1,943	14,065
TOTAL SPEC REV/ENT FUNDS	2,180,492	415,232	0	172,077	2,767,801
32 Capital Projects Fund	1,430,967	266,588	0	120,515	1,818,070
33 Debt Service Fund	5,176,893	1,791,000	0	115,067	7,082,960
34 Low & Moderate Housing	517,626	608,513	300,000	141,548	1,567,687
XX CRA Trust Fund	0	0	0	0	0
TOTAL CRA FUNDS	7,125,486	2,666,101	300,000	377,130	10,468,717
44 Bike Lane Capital Fund	0	0	0	0	0
46 Street Improvement Projects	828,732	0	0	0	828,732
47 Barton Rd. Bridge Project	94,088	0	0	0	94,088
TOTAL PROJECT FUNDS	922,820	0	0	0	922,820
TOTAL - ALL FUNDS	15,816,535	3,140,993	300,000	0	19,257,528

SUMMARY OF TRANSFERS - ALL FUNDS - TRANSFER IN (TRANSFER OUT)

Schedule of Transfers

- 1) Transfer \$5,000 from LLMD- (26) to General Fund for PW labor services.
- 2) Transfer \$59,660 from General Fund (10) for Pavement Impact Fees and Sweep Fees from Solid Waste Franchise to Gas Tax Fund (16) to pay for Street Sweeping and Street maintenance.
- 3) Transfer \$1,791,000 from CRA Debt service Fund(33) to CRA Capital Projects Fund (32) for projects and costs.
- 4) Transfer \$608,513 from CRA LM Fund (34) to CRA Debt Service Fund (33) to fund 33% of 2004 TABS debt service.
- 5) Transfer \$150,000 from Street Fund (Traffic Signal Fees to Street Capital Projects Fund (46) for traffic signal Michigan/Main St. obligation %.
- 6) Transfer \$35,600 from Street Fund (Arterial Fees to Street Capital Projects Fund (46) for Michigan widening (VB to CMW).
- 7) Transfer \$50,000 from Gas Tax Fund (16) to Street Capital Project Fund (46) for traffic signal IowaMain St. obligation %.
- 8) Transfer \$172,500 from CRA Capital Project Fund (32) to Street Capital Projects (46) for various street projects.
- 9) Transfer \$80,000 from Measure I Fund(20) to Street Capital Projects (46) for Pico Street repaving projects.
- 10) Transfer \$94,632 from Measure I Fund (20) to Street Capital Projects (46) for Michigan repaving stimulus project.
- 11) Transfer \$94,088 from CRA Capital Projects Fund (32) to Barton Bridge Project (47) for Michigan repaving stimulus project.



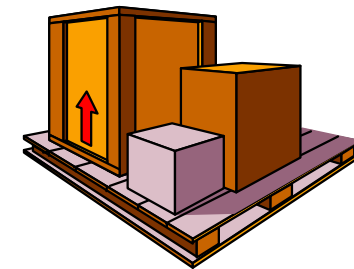
CRA Budget

22795 Barton Road, Grand Terrace, California 92313

CRA OF GRAND TERRACE FISCAL YEAR 2011-2012

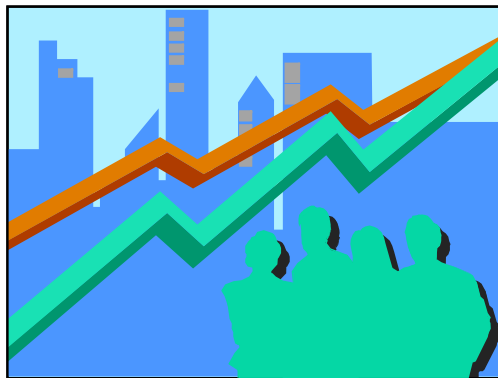


- CRA Revenues \$9,170,418
 - ▶ CRA Capital Project Fund \$1,837,000
 - ▶ CRA Debt Service Fund \$6,052,858
 - ▶ CRA Low & Moderate Income Housing Fund \$1,280,560
 - ▶ (includes intra-agency transfers)



CRA OF GRAND TERRACE FISCAL YEAR 2011-2012

- CRA EXPENDITURES \$10,410,217
 - ▶ CRA Capital Projects Fund Expenditures \$1,818,070
 - ▶ CRA Debt Service Fund Expenditures \$7,082,960
 - ▶ CRA Low Mod Housing Fund Expenditures \$1,267,687
 - ▶ CRA Trust Fund \$241,500
 - ▶ (includes intra-agency transfers)



**CRA OF GRAND TERRACE
FUND BALANCE SUMMARY
PROJECTED FUND BALANCES THROUGH June 30, 2012
COMMUNITY REDEVELOPMENT FUNDS ONLY
PRELIMINARY FY 2011-12 BUDGET**

	BEGINNING (Revised) Fund Balance at 7/01/11	BEGINNING (Revised) Changes in Designation or Reservation 07/01/11	FY 2011-12 Est. REVENUES	FY 2011-12 Proposed EXPENDITURES	ENDING FUND BALANCE RESERVE			
					DESIGNATED or Reserved 06/30/12	PROJECTED AVAILABLE 6/30/12	Reserve Total 06/30/12	
32 CRA-CAPITAL PROJECTS FUND	0	0	1,837,000	(1,818,070)		18,930	18,930	32
33 CRA-DEBT SERVICE FUND	1,251,673	0	6,052,858	(7,082,960)		221,571	221,571	33
33 CRA-DEBT SERVICE FUND-DESG	2,168,335	1,535,102		0	3,703,437		3,703,437	33
34 CRA-LOW & MODERATE HOUSING	0	0	1,280,560	(1,267,687)		12,873	12,873	34
34 CRA-LOW & MOD HOUSING -DESG	417,946	459,107		0	877,053		877,053	34
x1 CRA - Trust Fund	1,207,500		0	(241,500)	0	966,000	966,000	x1
TOTAL CRA FUNDS	5,045,454	1,994,209	9,170,418	(10,410,217)	4,580,490	1,219,374	5,799,864	

NOTES:**A. BEGINNING FUND BALANCE RESERVE**

Represents the Original Projected Ending Fund Balance Reserve and includes:

- 1 Council adopted budget adjustment increases or decreases.
- 2 Mid Year Adjustments, if any.
- 3 3rd quarter savings identified under deficit reduction program by City Manager.

Beginning Fund Balance is an indication of the projected available financial resources available to agency to undertake activities and relies on staff ability to project current FY budget outcome.

B. CHANGES IN DESIGNATION AND RESERVATIONS OF FUND BALANCE RESERVE

Represents the amount of resources that is earmarked for a special purpose or project.

- 1 CRA Debt Service Fund Designation one year of CRA bonded indebtedness in the amount of \$2,018,335 .
- 2 CRA Debt Service Fund Designation also includes \$147,946 designated for City projected payment of CRA Loan in FY 2011-12. project that would be transferred to the CRA Capital Projects fund upon approval of the project.
- 3 CRA Debt Service Fund - Designate \$1,836,429 for potential pass through payments.
- 4 CRA Debt Service Fund - reduce Designation by \$448,636 for SERAF Loan from CRA Low Mod Fund.
- 5 CRA Low Mod Fund - Designate \$459,107 for potential pass through payments.
- 6 CRA Low Mod Fund - Designate remaining \$417,946 for potential Canal Village Project.

C. Estimated revenue

Represents revenue reasonably determined to be due and received by the City and CRA in FY 2011-12. Revenue estimates rely on:

- 1 Historical revenues

**CRA OF GRAND TERRACE
FUND BALANCE SUMMARY
PROJECTED FUND BALANCES THROUGH June 30, 2012
COMMUNITY REDEVELOPMENT FUNDS ONLY
PRELIMINARY FY 2011-12 BUDGET**

- 2 Influence of general economy trends.
- 3 State of California legislation
- 4 Federal legislation
- 5 Information from consultants.
- 6 Staff input.

D. Proposed Expenditures

Represents expenditures determined to be needed for FY 2011-12 to carry out and maintain a level of municipal services including:

- 1 Public Safety
- 2 Building and Planning
- 3 Economic Development
- 4 Code Enforcement
- 5 Cultural, recreational and historical activities

E Ending Fund Balance Reserve

Ending Fund Balance is an indication of the projected available financial resources that would be left over assuming:

- 1 Projected beginning Fund Balance is reasonably accurate.
- 2 Revenue received in FY 2011-12 approximates amount estimated.
- 3 Proposed expenditures are approved, adopted and all spent in FY 2011-12.

F New Funds

CRA - TRUST FUND -X1

Will be set up to segregate contracts, commitments for development projects.
Current amount relates to Stater Bros. Agreement.

Budget Summary Report
CITY OF GRAND TERRACE

Fiscal Year: 2012

<i>Fund</i>	<i>2008 Actuals</i>	<i>2009 Actuals</i>	<i>2010 Actuals</i>	<i>2010-11 Amended Budget</i>	<i>May 2011 Actuals</i>	<i>2012 Dept Req Update</i>
CRA FUNDS						
32 CAPITAL PROJECTS FUND						
Revenue:	719,870	1,845,024	400,993	1,124,630	1,474,678	1,837,000
Expenditure:	509,672	662,099	856,513	3,757,291	2,004,432	1,818,070
Net Budget:	210,198	1,182,925	-455,520	-2,632,661	-529,754	18,930
33 DEBT SERVICE FUND						
Revenue:	6,565,045	7,922,748	6,971,912	7,062,662	2,732,624	6,052,858
Expenditure:	5,037,841	6,664,215	7,024,184	6,408,555	3,955,307	7,082,960
Net Budget:	1,527,204	1,258,533	-52,272	654,107	-1,222,683	-1,030,102
34 LOW INCOME HOUSING FUND						
Revenue:	1,985,188	1,829,164	1,609,198	1,650,715	607,637	1,280,560
Expenditure:	4,506,796	4,159,856	1,924,407	1,458,010	788,414	1,267,687
Net Budget:	-2,521,608	-2,330,692	-315,209	192,705	-180,777	12,873
X1 CRA TRUST FUND						
Revenue:	0	0	0	0	1,207,500	0
Expenditure:	0	0	0	0	0	241,500
Net Budget:	0	0	0	0	0	-241,500
Grand Total CRA Revenues:	9,270,103	11,596,936	8,982,103	9,838,007	6,022,439	9,170,418
Grand Total CRA EXPENDITURES:	10,054,309	11,486,170	9,805,104	11,623,856	6,748,153	10,410,217
Grand Total CRA Net Change:	-784,206	110,766	-823,001	-1,785,849	-725,714	-1,239,799

Format Name: = '2012GTPREL'

RESOLUTION NO. 2011- ____

**A RESOLUTION OF THE COMMUNITY REDEVELOPMENT AGENCY OF
THE CITY OF GRAND TERRACE, CALIFORNIA, ADOPTING A BUDGET
FOR FISCAL YEAR 2011-12**

WHEREAS, the Community Redevelopment Agency of the City of Grand Terrace (the Agency) Board of Directors desire to adopt a budget for the subsequent fiscal year using estimated revenues and proposed expenditures; and

WHEREAS, the Agency operates on a fiscal calendar year beginning on July 1st of each year and ending on June 30th of the next year; and

WHEREAS, the source of redevelopment revenue is primarily property tax increment by virtue of the establishment of the agency and redevelopment project area for which such funds would have otherwise been allocated to other overlapping taxing agencies; and

WHEREAS, the staff has presented an operating and capital budget containing the redevelopment funds, to meet the needs of the citizens of the City of Grand Terrace, the objectives of redevelopment plan, and to improve the supply and preservation of low and moderate income housing in the project area and in the City; and

WHEREAS, the staff has presented an operating and capital budget containing the redevelopment funds, to meet the needs of the citizens of the City of Grand Terrace, the objectives of redevelopment plan, and to improve the supply and preservation of low and moderate income housing in the project area and in the City; and

WHEREAS, a second reading of an Ordinance Adopting Amendment No. 6 to the Redevelopment Plan for the Grand Terrace Community Redevelopment Project Area was approved and adopted on May 11th, 2010, which amended the effectiveness dates for both the Original Project Area and the Added Project Area to September 27, 2022 and July 14, 2024, respectively, and

WHEREAS, the Agency adopted Resolution CRA- 2011-__ on April 26, 2011 when the Board determined that it may not have the necessary funds to may the required SERAF payment of \$448,636 on May 3, 2011 from non-housing redevelopment funds and resolved to borrow the funds at no interest from the CRA Debt Service Fund. Under the Health and Safety Code, the Agency has a time period of five years to repay such loan to the CRA Low Mod Income Housing Fund, and

WHEREAS, the basis of the proposed agency budget is the continuance of the agency itself, and

NOW THEREFORE, the Board of Directors of the Community Redevelopment Agency of Grand Terrace does hereby resolve, declare, determine, and order as follows:

Section 1. The budget for Fiscal Year 2011-12, a copy of which has been filed in the City Clerk’s office, is hereby adopted with projected beginning (combined) CRA fund balance reserves of \$_____, total expenditures of \$_____, including transfers-out, all to be funded by estimated revenues of \$_____ and the use of \$_____ in available CRA Low Mod Fund Balance Reserve. A summary of the CRA Budget by fund is referenced in “Exhibit A”

Section 2. The Agency board authorizes the Agency Director to make budget adjustments to the adopted budget to reallocate appropriations between departmental activities. Only the Agency Board, by motion and affirmative majority vote, by minute action or by resolution, may make increases and decreases in estimated fund revenues and fund appropriations.

Section 3. Rescind the previous designation for CRA Debt Service Reserves of _____ and designate \$_____ of available non housing fund balance reserve for future bond payment date due in two years, in excess of the tax increment limitation, should the agency not adopt a plan amendment to increase the tax increment limitation.

Section 4. Designate \$_____ for projects from available, undesignated, unreserved Fund Balance in the CRA Low and Moderate Housing Fund - 34.

Section 5. No repayment of the CRA Low Mod Fund loan for the SERAF payment will be made in FY 2011-12. The Agency will look at next year to repay the five year loan.

PASSED, APPROVED, AND ADOPTED this ___rd day of June, 2011.

Attest:

Secretary of the Grand Terrace Community
Redevelopment Agency

Chairman of the Grand Terrace
Community Redevelopment Agency

Approved as to form;

Agency Counsel

RESOLUTION NO. 2011- ____

A RESOLUTION OF THE COMMUNITY REDEVELOPMENT AGENCY OF
THE CITY OF GRAND TERRACE, CALIFORNIA, ADOPTING A BUDGET
FOR FISCAL YEAR 2011-12

“EXHIBIT A”

FY 2011-12 Estimated Revenues and Expenditures and
CHANGES IN AVAILABLE FUND BALANCE RESERVE – FY 2011-12

CRA Fund	Beginning Fund Balance	Revenue	Expend.	To/From Design. Reservations	Ending Available Fund Balance
Capital Projects, a					
Debt Service					
Low Mod Housing					
Total					

CHANGES IN DESIGNATED FUND BALANCE RESERVE – FY 2011-12

CRA Fund	Beginning Design/Resv Fund Balance	Revenue	Expend.	Design. Reservations	Ending Design/Resv Fund Balance
Capital Projects, a					
Debt Service					
Low Mod Housing					
Total					

Total Fund Balance – FY 2011-12

CRA Fund	Revenue	Expend.	Design. Reservations	TOTAL Fund Balance
Total				



CRA Revenue Detail

22795 Barton Road, Grand Terrace, California 92313

32 CAPITAL PROJECTS FUND

<i>Account Number</i>	<i>2008 Actuals</i>	<i>2009 Actuals</i>	<i>2010 Actuals</i>	<i>2010-11 Amended Budget</i>	<i>May 2011 Actuals</i>	<i>2012 Estimate - 2nd</i>
600-01 INVESTMENT EARNINGS	0	1,019	675	0	13-	0
600-05 RENTS	46,215	54,011	50,318	46,000	52,293	46,000
700-01 MISCELLANEOUS REVENUE	0	0	0	0	1,013	0
700-03 DEVELOPER REIMBURSEMENTS	290,589	35,700	0	0	0	0
800-00 TRANSFER IN	383,066	1,754,294	350,000	1,078,630	1,419,385	1,791,000
Total CAPITAL PROJECTS FUND	719,870	1,845,024	400,993	1,124,630	1,472,678	1,837,000

33 DEBT SERVICE FUND

<u>Account Number</u>	<u>2008 Actuals</u>	<u>2009 Actuals</u>	<u>2010 Actuals</u>	<u>2010-11 Amended Budget</u>	<u>May 2011 Actuals</u>	<u>2012 Estimate - 2nd</u>
100-07 SECURED TAXES, ORIGINAL	664,966	788,029	737,836	702,000	280,128	632,850
100-08 CURRENT UNSECURED TAXES	128,145	157,064	198,723	150,305	10,617	20,000
100-09 SECURED TAXES, REVISED	4,218,645	5,447,153	4,858,597	4,902,435	1,676,441	4,400,595
100-10 SECURED & UNSECURED TAXES P/Y	375,767	481,254	332,592	433,125	106,223	200,000
100-11 SUPPLEMENTAL PROP TAX/ORIGINAL	5,797	21,265	2,377-	0	2,026	0
100-12 SUPPLEMENTAL PROP TAX/REVISED	111,537	45,943	29,890-	0	2,966	5,000
100-13 HOMEOWNER PROP TX RLF/ORIGINAL	15,612	16,261	17,818	15,000	4,838	17,900
100-14 HOMEOWNER PROP TX RLF/REVISED	86,827	94,446	102,316	94,450	27,609	105,000
100-15 PENALTIES DELINQUENT TAXES	64,395	118,071	99,225	94,400	14,956	25,000
100-99 TAX INCREMENT UNALLOCATED	0	0	0	0	289,113	0
600-01 INVESTMENT EARNINGS	293,560	139,685	48,298	60,000	8,056	38,000
700-99 TRANSFERS	0	0	86	0	0	0
800-00 TRANSFER FROM LOW-MOD HOUSING	599,794	613,577	608,688	610,947	309,651	608,513
Total DEBT SERVICE FUND	6,565,045	7,922,748	6,971,912	7,062,662	2,732,624	6,052,858

34 LOW INCOME HOUSING FUND						
Account Number	2008 Actuals	2009 Actuals	2010 Actuals	2010-11 Amended Budget	May 2011 Actuals	2012 Estimate - 2nd
100-16 20% SETASIDE	1,417,922	1,792,021	1,579,178	1,612,815	531,451	1,263,360
100-99 TAX INCREMENT - UNALLOCATED	0	0	0	0	72,278	0
400-01 INTEREST, LOW INC HSING LOANS	3,367	1,505	1,210	1,400	557	1,200
400-02 PRINCIPAL, LOW INC HSING LOANS	9,347	3,309	21,588	1,500	1,604	1,000
400-04 REHAB PROPERTY RENTAL	3,000	0	0	0	0	0
600-01 INVESTMENT EARNINGS	237,362	32,329	7,222	35,000	1,747	15,000
600-02 GAIN ON SALE OF PROPERTY	141,982	0	0	0	0	0
600-15 SALE OF PROPERTY	172,208	0	0	0	0	0
Total LOW INCOME HOUSING FUND	1,985,188	1,829,164	1,609,198	1,650,715	607,637	1,280,560
Grand Total	9,270,103	11,596,936	8,982,103	9,838,007	4,812,939	9,170,418



CRA Expenditure Detail

22795 Barton Road, Grand Terrace, California 92313

**CITY OF GRAND TERRACE
COMMUNITY REDEVELOPMENT AGENCY
CAPITAL PROJECT GENERAL OPERATIONAL EXPENSES
FUND 32**

This department administers the programs, projects and funding of the Community Redevelopment Agency as a separate legal and financial entity. The City of Grand Terrace is the redevelopment agency project area. The goals of the Agency are to provide adequate public infrastructure and to strive for sustainable economic growth.

PROGRAMS/SERVICES

- Fund/administer agency operation costs.
- Manage redevelopment projects such as expanding public facilities and improving infrastructure.
- Provide matching funds to programs as approved, i.e., economic development program.
- Provide approved subsidies to beautify City or to encourage uniform building styles or practices.

FTE STAFFING

0 FTE'S
1.3 Alloc from Other Functions
1.3 NET FTE

06/04/2011

7:05PM

CITY OF GRAND TERRACE

32 CAPITAL PROJECTS FUND							
200 GENERAL OPERATIONAL EXPENSE							
<u>Account Number</u>		<u>2008 Actuals</u>	<u>2009 Actuals</u>	<u>2010 Actuals</u>	<u>2010-11 Amended Budget</u>	<u>May 2011 Actuals</u>	<u>2012 Dept Req Update</u>
200-110-000-000	SALARIES/WAGES	0	26,400	114,407	118,739	104,268	118,740
200-115-000-000	OVERTIME	0	0	265	0	0	0
200-120-000-000	AGENCY DIRECTORS' STIPENDS	9,000	8,931	8,475	9,000	2,490	4,200
200-138-000-000	MEDICARE/FICA	0	0	1,960	1,722	1,819	1,780
200-139-000-000	EMPLOYEE BENEFIT PLAN	0	0	20,482	21,492	18,836	21,495
200-140-000-000	RETIREMENT PLAN	0	0	25,188	26,730	23,863	27,650
200-141-000-000	STATE UNEMPLOYMENT INSURANCE	0	0	448	840	799	760
200-142-000-000	HEALTH/LIFE INSURANCE	0	0	5,555	7,520	7,196	8,415
200-143-000-000	WORKERS COMP.INSURANCE	0	0	2,610	2,557	1,638	3,250
Total	CITY SERVICES	9,000	35,331	179,390	188,600	160,909	186,290
200-210-000-000	OFFICE EXPENSE	114	0	0	500	61	500
200-230-000-000	ADVERTISING	0	0	0	9,000	2,497	10,000
200-250-000-000	PROFESSIONAL SERVICES	1,500	2,574	13,948	162,709	86,811	70,000
200-251-000-000	ATTORNEY-CRA	0	104,376	85,219	60,000	52,435	60,000
200-255-000-000	CONTRACTUAL SERVICES	0	0	22,338	10,500	5,500	15,000
200-270-000-000	TRAVEL/CONFERENCES/MEETINGS	1,677	0	0	1,000	1,012	0
200-273-000-000	AUTO ALLOWANCE	0	0	0	3,000	600	2,970
Total	OPERATIONS AND MAINTENANCE	3,291	106,950	121,505	246,709	148,916	158,470
Total	GENERAL OPERATIONAL EXPENSE	12,291	142,281	300,895	435,309	309,825	344,760
Total	GENERAL OPERATIONAL EXPENSE	12,291	142,281	300,895	435,309	309,825	344,760

**CITY OF GRAND TERRACE
COMMUNITY REDEVELOPMENT AGENCY
DEPARTMENT: COMMUNITY & ECONOMIC DEVELOPMENT
PROGRAM: ECONOMIC DEVELOPMENT**

This program strives for the sustainable economic growth in Grand Terrace and to pursue implementation of economic development recommendations per the General Plan Task Force, including marketing the City's assets.

PROGRAMS/SERVICES

■ BUSINESS ATTRACTION

- Continue with department-wide program to follow up with business inquiries and all business referrals from economic development agencies and private interests.
- Participate with the Chamber of Commerce in business attraction activities.
- Market the City via web page, links from other web pages and other media.
- Provide support to the development of commercial projects to create a downtown for Grand Terrace.

■ BUSINESS RETENTION

- Maintain proactive and positive public and business relations to enhance Grand Terrace's business-friendly image.
- Advertise businesses in web page and any other media opportunities.
- Keep in contact with local businesses and their needs.

■ BUSINESS EXPANSION/JOB CREATION

- Maintain interest in the needs of the business community during the development review process. Market the City's assets, including available land for job creation.
- Continue to utilize and fulfill the need for a streamlined development process to expedite tenant improvements and provide efficient and best possible services to the public.
- Keep demographics and market data up to date and share it with the business community.
- Pursue funding to facilitate economic development.

■ LIAISON/NETWORKING

- Continue with participation in regional and state agencies/partnerships (such as IEEP) to better situate Grand Terrace in larger economic perspective and to take full advantage of joint lobbying efforts.
- Maintain positive media contacts and relations.

FTE STAFFING

1.1 CED STAFF ALLOCATION

06/04/2011

7:05PM

CITY OF GRAND TERRACE

32 CAPITAL PROJECTS FUND
370 CRA ECONOMIC DEVELOPMENT

<u>Account Number</u>	<u>2008 Actuals</u>	<u>2009 Actuals</u>	<u>2010 Actuals</u>	<u>2010-11 Amended Budget</u>	<u>May 2011 Actuals</u>	<u>2012 Dept Req Update</u>
370-110-000-000 SALARIES/WAGES	28,000	46,694	85,622	84,015	60,505	84,015
370-138-000-000 MEDICARE/FICA	404	738	1,506	1,220	1,048	1,220
370-139-000-000 EMPLOYEE BENEFIT PLAN	1,503	7,835	15,672	15,207	10,936	15,210
370-140-000-000 RETIREMENT PLAN	5,687	10,542	19,410	18,400	13,331	18,400
370-141-000-000 SUI	103	57	461	370	428	480
370-142-000-000 HEALTH/LIFE INSURANCE	2,135	2,477	4,744	5,110	4,915	5,775
370-143-000-000 WORKERS COMP.INSURANCE	352	0	1,942	1,810	906	2,300
Total SALARIES AND BENEFITS	38,184	68,343	129,357	126,132	92,069	127,400
370-210-000-000 OFFICE EXPENSE	0	0	20	0	0	0
370-213-000-000 NEWSLETTER	0	0	10,440	11,040	9,080	0
370-230-000-000 ADVERTISING	0	750	0	0	0	0
370-250-000-000 PROFESSIONAL/SPECIAL SERVICES	8,811	48,296	17,372	0	0	5,000
370-250-001-000 LEGAL SETTLEMENTS	900	0	0	0	105	0
370-255-000-000 CONTRACTUAL SERVICES	13,400	11,727	12,805	0	1,113	76,820
370-255-001-000 PROFESSIONAL SERVICES	0	0	8,813	6,900	0	0
370-265-000-000 MEMBERSHIP & DUES	100	0	0	0	0	0
370-270-000-000 TRAVEL/CONFERENCES/MEETINGS	0	0	1,709	0	0	0
370-273-000-000 AUTO ALLOWANCE	0	0	3,600	1,440	0	1,440
Total OPERATIONS AND MAINTENANCE	23,211	60,773	54,759	19,380	10,298	83,260
Total EQUIPMENT & FURNITURE	0	0	0	0	0	0
Total CRA ECONOMIC DEVELOPMENT	61,395	129,116	184,116	145,512	102,367	210,660

32	CAPITAL PROJECTS FUND							
Total	*** Title Not Found ***	61,395	129,116	184,116	145,512	102,367	210,660	

06/04/2011

7:05PM

CITY OF GRAND TERRACE

32 CAPITAL PROJECTS FUND
600 CRA - CAPITAL PROJECTS

<u>Account Number</u>	<u>2008 Actuals</u>	<u>2009 Actuals</u>	<u>2010 Actuals</u>	<u>2010-11 Amended Budget</u>	<u>May 2011 Actuals</u>	<u>2012 Dept Req Update</u>
600-205-001-000	246,172	40,386	0	104,026	0	0
600-209-000-000	22,510	11,193	0	0	0	0
600-212-000-000	46,162	113,649	72,327	14,498	14,497	0
600-214-000-000	0	6,226	49	0	0	0
600-215-000-000	0	330	399	0	0	0
600-217-000-000	0	13,829	0	0	0	0
Total	314,844	185,613	72,775	118,524	14,497	0
600-301-000-000	0	0	15,875	0	356	0
600-302-000-000	0	0	1,774	0	0	0
600-303-000-000	0	0	0	130,000	130,000	0
600-304-000-000	0	0	52,357	272,643	52,214	220,429
600-305-000-000	0	18,191	31,295	45,514	9,682	39,035
600-306-000-000	0	5,000	0	0	0	0
600-307-000-000	0	0	18,890	0	100	0
600-308-000-000	0	0	200,926	0	0	0
600-309-000-000	0	0	66,210	0	0	0
600-310-000-000	0	0	24,041	0	0	0
600-311-000-000	0	0	10,068	149,886	148,724	0
600-311-002-000	0	0	0	14,614	0	0
600-312-000-000	0	0	44,326	374,594	194,528	42,469
600-312-002-000	0	0	0	42,671	666	0
600-312-003-000	0	0	0	54,530	48,410	0
600-313-000-000	0	0	0	47,400	0	35,000
600-320-000-000	0	12,796	111	39,187	37,675	0

06/04/2011

7:05PM

CITY OF GRAND TERRACE

32 CAPITAL PROJECTS FUND
600 CRA - CAPITAL PROJECTS

<u>Account Number</u>	<u>2008 Actuals</u>	<u>2009 Actuals</u>	<u>2010 Actuals</u>	<u>2010-11 Amended Budget</u>	<u>May 2011 Actuals</u>	<u>2012 Dept Req Update</u>
600-321-000-000 ROAD IMPRVMENTS/TRAFF CIRCULATION	0	0	0	44,500	43,133	0
600-323-000-000 MICH/BARTON/LAPAIX ST PUBLIC IMPROV	0	0	0	375,433	0	535,671
600-323-002-000 MICH/BARTON/LAPAIX ST PUB IMPV CON'	0	0	0	37,543	0	0
600-323-003-000 MICH/BARTON/LAPAIX ST PUB IMPV PRJ I	0	0	0	87,157	6,386	0
600-323-004-000 MICH/BARTN/LAPAIX PUB IMP PRJ MGM C	0	0	0	8,716	354	0
600-324-000-000 STATER BROS -ECON DEV AGRMT - TOW	0	0	0	1,207,500	0	0
600-325-000-000 WEST SIDE PARK	0	0	0	2,600	2,600	0
Total *** Title Not Found ***	0	35,987	465,873	2,934,488	674,828	872,604
600-999-000-000 TRANSFER TO INVENTORY	0	0	200,926-	0	0	0
Total TRANSFERS AND OTHER	0	0	200,926-	0	0	0
Total CRA - CAPITAL PROJECTS	314,844	221,600	337,722	3,053,012	689,325	872,604
Total CRA - CAPITAL PROJECTS	314,844	221,600	337,722	3,053,012	689,325	872,604

32 CAPITAL PROJECTS FUND
999 TRANSFERS

<i>Account Number</i>	<i>2008 Actuals</i>	<i>2009 Actuals</i>	<i>2010 Actuals</i>	<i>2010-11 Amended Budget</i>	<i>May 2011 Actuals</i>	<i>2012 Dept Req Update</i>
999-998-200-000 TSF IN (OUT) O/H COST ALLOC-ADMIN	12,100-	11,505-	51,454-	0	0	0
999-998-370-000 TSF IN (OUT) O/H COST ALLOC-ECON D	97,006	102,205	85,234	63,940	31,970	63,940
999-998-600-000 COST ALLOCATION - PROJECTS	36,236	78,402	0	59,518	29,760	59,518
999-999-000-000 TRANSFER OUT	0	0	0	0	819,235	266,588
Total TRANSFERS AND OTHER	121,142	169,102	33,780	123,458	880,965	390,046
Total TRANSFERS	121,142	169,102	33,780	123,458	880,965	390,046
Total *** Title Not Found ***	121,142	169,102	33,780	123,458	880,965	390,046
Total CAPITAL PROJECTS FUND	509,672	662,099	856,513	3,757,291	1,982,482	1,818,070

**CITY OF GRAND TERRACE
COMMUNITY REDEVELOPMENT AGENCY
DEBT SERVICE
FUND 33**

This fund of the CRA accounts for 80% of all tax increment received or passed on to other agencies, and expenditures of debt service or other related activities as authorized. Only the short-term debt service is shown (Due in one year or less) and accounted for in this fund.

PROGRAMS/SERVICES

- Accounts for annual debt service needed on bond issues that year.
- Accounts for County collection fee on property taxes.
- Accounts for loan to City.
- Accounts for all pass-through expenditures to other local agencies.

FTE STAFFING

0 FTE'S

33 DEBT SERVICE FUND

140 FINANCE- CRA

<u>Account Number</u>	<u>2008 Actuals</u>	<u>2009 Actuals</u>	<u>2010 Actuals</u>	<u>2010-11 Amended Budget</u>	<u>May 2011 Actuals</u>	<u>2012 Dept Req Update</u>
140-250-000-000 PROFESSIONAL SERVICES	0	0	0	66,203	18,943	15,500
Total OPERATIONS AND MAINTENANCE	0	0	0	66,203	18,943	15,500
Total FINANCE- CRA	0	0	0	66,203	18,943	15,500
Total *** Title Not Found ***	0	0	0	66,203	18,943	15,500

06/04/2011

7:05PM

CITY OF GRAND TERRACE

33 DEBT SERVICE FUND							
300 DEBT SERVICE							
<i>Account Number</i>		<i>2008 Actuals</i>	<i>2009 Actuals</i>	<i>2010 Actuals</i>	<i>2010-11 Amended Budget</i>	<i>May 2011 Actuals</i>	<i>2012 Dept Req Update</i>
300-206-000-000	'97 COP LEASE PAYMENTS	263,397	272,108	173,647	254,848	254,848	254,848
300-208-000-000	04 TA BONDS - INT	307,544	266,800	215,150	161,926	1,831,925	104,625
300-208-001-000	04 TA BONDS - PRINC	1,535,000	1,565,000	1,610,000	1,670,000	0	1,720,000
300-209-000-000	2011 TAX ALLOC BONDS - DEBT SERVICE	0	0	0	0	0	949,750
300-210-000-000	TRUSTEE ADMIN FEES	8,908	8,908	6,045	5,115	6,808	12,115
300-215-000-000	COUNTY ADMIN FEE COLL PROP TAX	90,171	138,478	95,680	90,200	0	96,000
300-250-000-000	PROFESSIONAL SERVICES	3,750	4,792	11,551	3,500	0	7,000
Total	OPERATIONS AND MAINTENANCE	2,208,770	2,256,086	2,112,073	2,185,589	2,093,581	3,144,338
300-701-000-000	ERAF TRANSFER	84,010	143,430	2,289,449	448,211	448,636	88,310
Total	CAPITAL & OTHER	84,010	143,430	2,289,449	448,211	448,636	88,310
Total	DEBT SERVICE	2,292,780	2,399,516	4,401,522	2,633,800	2,542,217	3,232,648
Total	DEBT SERVICE	2,292,780	2,399,516	4,401,522	2,633,800	2,542,217	3,232,648

33 DEBT SERVICE FUND							
400 OTHER EXPENDITURES							
<i>Account Number</i>		<i>2008 Actuals</i>	<i>2009 Actuals</i>	<i>2010 Actuals</i>	<i>2010-11 Amended Budget</i>	<i>May 2011 Actuals</i>	<i>2012 Dept Req Update</i>
400-705-000-000	PASS-THROUGH EXPENDITURE	2,181,328	2,341,265	1,951,455	2,594,855	0	1,820,830
400-705-250-000	PASS-THOUGH STATUTORY	0	0	131,106	0	0	107,915
Total	CAPITAL & OTHER	2,181,328	2,341,265	2,082,561	2,594,855	0	1,928,745
Total	OTHER EXPENDITURES	2,181,328	2,341,265	2,082,561	2,594,855	0	1,928,745
Total	OTHER EXPENDITURES	2,181,328	2,341,265	2,082,561	2,594,855	0	1,928,745

06/04/2011

7:05PM

CITY OF GRAND TERRACE

33 DEBT SERVICE FUND
999 TRANSFERS

<i>Account Number</i>	<i>2008 Actuals</i>	<i>2009 Actuals</i>	<i>2010 Actuals</i>	<i>2010-11 Amended Budget</i>	<i>May 2011 Actuals</i>	<i>2012 Dept Req Update</i>
999-998-000-000 TSF IN(OUT) O/H COST ALLOCATION	180,667	169,140	190,101	115,067	56,562	115,067
999-999-000-000 TRANSFER OUT	383,066	1,754,294	350,000	998,630	1,337,585	1,791,000
Total TRANSFERS AND OTHER	563,733	1,923,434	540,101	1,113,697	1,394,147	1,906,067
Total TRANSFERS	563,733	1,923,434	540,101	1,113,697	1,394,147	1,906,067
Total *** Title Not Found ***	563,733	1,923,434	540,101	1,113,697	1,394,147	1,906,067
Total DEBT SERVICE FUND	5,037,841	6,664,215	7,024,184	6,408,555	3,955,307	7,082,960

**CITY OF GRAND TERRACE
COMMUNITY REDEVELOPMENT AGENCY
LOW AND MODERATE INCOME HOUSING
FUND 34**

The Low and Moderate Housing Fund is a special revenue fund of the Community Redevelopment Agency. By law, 20% of the tax increment allocated must be used for low and moderate housing. Housing projects are administered primarily by the Building/Public Works/Housing Department.

PROGRAMS/SERVICES

- **Neighborhood Grant Program** provides funding to qualified homeowners
- **Home Improvement loans** to qualified home owners. This program began in May of 1991. Since then the department has processed over 36 loans which entail loan applications and approvals, site inspections, writing detail specifications, contract documents and inspections and approvals of works in progress.
- **Affordable Housing Projects** - The Agency recently completed 108 affordable senior units in partnership with a private non-profit housing corporation. During this fiscal year and FY 2011-12, the Agency will pursue another private partnership to develop affordable family units.

FTE STAFFING

0.20 B & S ALLOCATION
0.30 FINANCE ALLOCATION
0.10 CITY MANAGER ALLOCATION
0.20 CITY CLERK ALLOCATION
0.20 COMM DEV DEPT - ALLOC

1.00 NET ALLOCATED FTE'S

34 LOW INCOME HOUSING FUND
140 FINANCE -CRA

<i>Account Number</i>	<i>2008 Actuals</i>	<i>2009 Actuals</i>	<i>2010 Actuals</i>	<i>2010-11 Amended Budget</i>	<i>May 2011 Actuals</i>	<i>2012 Dept Req Update</i>
140-250-000-000 PROFESSIONAL SERVICES	0	0	0	3,225	2,954	3,225
Total OPERATIONS AND MAINTENANCE	0	0	0	3,225	2,954	3,225
Total FINANCE -CRA	0	0	0	3,225	2,954	3,225
Total *** Title Not Found ***	0	0	0	3,225	2,954	3,225

06/04/2011

7:05PM

CITY OF GRAND TERRACE

34 LOW INCOME HOUSING FUND
400 LOW&MOD PRGM-GENERAL & ADMIN

<u>Account Number</u>	<u>2008 Actuals</u>	<u>2009 Actuals</u>	<u>2010 Actuals</u>	<u>2010-11 Amended Budget</u>	<u>May 2011 Actuals</u>	<u>2012 Dept Req Update</u>
400-110-000-000 SALARIES/WAGES	112,391	136,896	115,094	82,348	61,837	82,350
400-115-000-000 OVERTIME	0	0	13	0	0	0
400-138-000-000 MEDICARE/FICA	1,614	1,875	1,885	1,194	1,063	1,195
400-139-000-000 EMPLOYEE BENEFIT PLAN	12,084	17,027	20,783	14,905	11,185	14,905
400-140-000-000 RETIREMENT PLAN	24,277	27,087	25,510	18,518	13,929	19,130
400-141-000-000 S U I	273	146	395	336	359	435
400-142-000-000 HEALTH/LIFE INSURANCE	6,293	7,382	6,195	4,197	4,040	4,735
400-143-000-000 WORKERS COMP.INSURANCE	2,243	0	2,680	1,774	888	2,255
Total SALARIES AND BENEFITS	159,175	190,413	172,555	123,272	93,301	125,005
400-210-000-000 OFFICE EXPENSE	720	1,033	1,726	348	60	200
400-215-000-000 COUNTY ADMIN FEE COLL PROP TAX	22,543	34,619	23,920	0	0	0
400-219-000-000 MINOR EQUIPMENT/ FURNITURE	442	0	0	0	0	0
400-220-000-000 SPECIAL DEPARTMENTAL EXPENSE	158	0	13	0	0	0
400-235-000-000 COMMUNICATIONS	2,107	1,967	1,397	1,320	99	1,320
400-238-000-000 UTILITIES	1,464	1,324	1,480	1,896	930	1,896
400-246-000-000 MAINTENANCE & OPERATIONS	2,579	1,443	1,542	0	89	0
400-251-000-000 LEGAL AND PROFESSIONAL SERVICE	10,118	10,250	16,930	40,000	1,265	40,000
400-255-000-000 CONTRACT SERVICES	630	1,292	2,307	0	0	0
400-273-000-000 AUTO ALLOWANCE	0	0	0	2,640	385	2,340
Total OPERATIONS AND MAINTENANCE	40,761	51,928	49,315	46,204	2,828	45,756
Total *** Title Not Found ***	0	0	0	0	0	0
Total HOUSING PROGRAMS	0	0	0	0	0	0

34	LOW INCOME HOUSING FUND							
Total	LOW&MOD PRGM-GENERAL & ADMIN	199,936	242,341	221,870	169,476	96,129	170,761	
Total	LOW&MOD PRGM-GENERAL & ADMIN	199,936	242,341	221,870	169,476	96,129	170,761	

34 LOW INCOME HOUSING FUND
500 HOUSING/BUILDING

<i>Account Number</i>	<i>2008 Actuals</i>	<i>2009 Actuals</i>	<i>2010 Actuals</i>	<i>2010-11 Amended Budget</i>	<i>May 2011 Actuals</i>	<i>2012 Dept Req Update</i>
500-724-000-000 WEBSTER HOUSE PROJECT	98	0	0	0	0	0
500-726-000-000 SENIOR HOUSING PROJECT	3,407,338	2,555,593	333,348	0	0	0
500-727-000-000 MULTI-FAMILY HOUSING PROJECT	0	0	520	0	0	0
Total CAPITAL & OTHER	3,407,436	2,555,593	333,868	0	0	0
Total HOUSING/BUILDING	3,407,436	2,555,593	333,868	0	0	0
Total HOUSING/BUILDING	3,407,436	2,555,593	333,868	0	0	0

34 LOW INCOME HOUSING FUND
700 L&M HOUSING PROGRAMS

<u>Account Number</u>	<u>2008 Actuals</u>	<u>2009 Actuals</u>	<u>2010 Actuals</u>	<u>2010-11 Amended Budget</u>	<u>May 2011 Actuals</u>	<u>2012 Dept Req Update</u>
700-700-000-000 HOUSING REHAB COSTS	0	1,277	0	0	0	0
700-709-000-000 12569 MICHIGAN	55	153	154	132,000	132,050	0
700-710-000-000 11695 CANAL	225	177,248	154	0	50	0
700-767-000-000 22293 BARTON RD	4,733	131	149	0	50	0
700-780-000-000 22317 BARTON RD.	0	105	120	0	0	0
Total HOUSING REHAB COSTS	5,013	178,914	577	132,000	132,150	0
700-810-000-000 LOAN PROGRAMS	0	0	0	50,000	0	0
700-850-000-000 RESIDUAL RECEIPTS SEC AGRMT CITY	0	300,000	600,000	300,000	150,000	300,000
Total *** Title Not Found ***	0	300,000	600,000	350,000	150,000	300,000
700-999-000-000 TRANSF WIP TO HOUSING INVENTORY	0	177,484-	0	0	0	0
Total TRANSFERS AND OTHER	0	177,484-	0	0	0	0
Total L&M HOUSING PROGRAMS	5,013	301,430	600,577	482,000	282,150	300,000
Total L&M HOUSING PROGRAMS	5,013	301,430	600,577	482,000	282,150	300,000

**CITY OF GRAND TERRACE
COMMUNITY REDEVELOPMENT AGENCY
LOW AND MODERATE INCOME HOUSING FUND
CODE ENFORCEMENT PROGRAM**

Low and Moderate Housing Fund is a special revenue fund of the Community Redevelopment Agency. By law, 20% of gross tax increment allocated must be used for low and moderate housing. The staff proactively enforces City codes and ordinances, and the Uniform Housing Code, primarily dealing with housing and property maintenance issues. The purpose is to maintain the housing stock and neighborhoods.

PROGRAMS/SERVICES

- Proactive enforcement by a uniformed officer authorized to issue non-criminal misdemeanor or infraction citations.
- Follow up on citizen complaints regarding code enforcement issues.
- Inspect housing units to ensure safe and sanitary conditions.

FTE STAFFING

0.6 CODE ENFORCEMENT OFFICER
0.3 SECRETARY
0.9 TOTAL FTE'S

06/04/2011

7:05PM

CITY OF GRAND TERRACE

34 LOW INCOME HOUSING FUND
800 PROJECT AREA CODE ENFORCEMENT

<u>Account Number</u>	<u>2008 Actuals</u>	<u>2009 Actuals</u>	<u>2010 Actuals</u>	<u>2010-11 Amended Budget</u>	<u>May 2011 Actuals</u>	<u>2012 Dept Req Update</u>
800-110-000-000 SALARIES/WAGES	68,976	69,219	21,869	30,340	14,678	22,340
800-115-000-000 OVERTIME	765	547	276	0	0	0
800-138-000-000 MEDICARE/FICA	1,010	1,074	381	440	251	440
800-139-000-000 EMPLOYEE BENEFIT PLAN	2,654	7,456	3,976	5,495	2,657	5,495
800-140-000-000 RETIREMENT PLAN	15,013	15,040	4,865	6,644	3,250	6,645
800-141-000-000 STATE UNEMPLOYMENT INSURANCE	273	217	98	202	171	260
800-142-000-000 HEALTH/LIFE INSURANCE	3,518	4,415	437	2,790	52	3,155
800-143-000-000 WORKERS COMP.INSURANCE	2,856	0	651	653	326	830
Total SALARIES AND BENEFITS	95,065	97,968	32,553	46,564	21,385	39,165
800-210-000-000 OFFICE EXPENSE	1,582	1,602	58	1,000	944	800
800-218-000-000 UNIFORMS/SMALL TOOLS	131	293	82	500	0	500
800-220-000-000 SPECIAL DEPARTMENTAL	1,018	832	839	600	435	450
800-265-000-000 MEMBERSHIP & DUES	75	75	75	100	75	75
800-268-000-000 TRAINING	325	370	848	350	0	350
800-270-000-000 TRAVEL/CONFERENCES/MTGS	761	781	0	0	0	600
800-271-000-000 MILEAGE	0	0	121	200	0	200
800-272-000-000 FUEL & VEHICLE MAINTENANCE	1,785	1,243	2,318	1,500	3,392	1,500
Total OPERATIONS AND MAINTENANCE	5,677	5,196	4,341	4,250	4,846	4,475
Total COMPUTER EQUIPMENT/SOFTWARE	0	0	0	0	0	0
Total PROJECT AREA CODE ENFORCEMENT	100,742	103,164	36,894	50,814	26,231	43,640
Total PROJECT AREA CODE ENFORCEMENT	100,742	103,164	36,894	50,814	26,231	43,640

06/04/2011

7:05PM

CITY OF GRAND TERRACE

34 LOW INCOME HOUSING FUND
999 ADMINISTRATION

<u>Account Number</u>	<u>2008</u> <u>Actuals</u>	<u>2009</u> <u>Actuals</u>	<u>2010</u> <u>Actuals</u>	<u>2010-11</u> <u>Amended Budget</u>	<u>May 2011</u> <u>Actuals</u>	<u>2012</u> <u>Dept Req Update</u>
999-001-000-000 04 TA DEBT SVS SHARE	599,794	613,577	608,688	610,947	309,651	608,513
Total *** Title Not Found ***	599,794	613,577	608,688	610,947	309,651	608,513
999-998-400-000 TSF IN (OUT) O/H COST ALLOC HOUSNG	150,271	300,874	113,264	132,466	66,234	132,466
999-998-800-000 TSF IN (OUT) O/H COST ALLOC-CODE E	43,604	42,877	9,246	9,082	4,542	9,082
Total TRANSFERS AND OTHER	193,875	343,751	122,510	141,548	70,776	141,548
Total ADMINISTRATION	793,669	957,328	731,198	752,495	380,427	750,061
Total *** Title Not Found ***	793,669	957,328	731,198	752,495	380,427	750,061
Total LOW INCOME HOUSING FUND	4,506,796	4,159,856	1,924,407	1,458,010	787,891	1,267,687
Grand Total	10,054,309	11,486,170	9,805,104	11,623,856	6,725,680	10,168,717



City Budget

22795 Barton Road, Grand Terrace, California 92313

CITY OF GRAND TERRACE

FISCAL YEAR 2011-2012

CITY REVENUES-\$7,809,302

- ▶ **General Fund \$4,545,074**
- ▶ **Special Revenue/Enterprise Funds \$2,341,408**
 - Street Fund \$7,000
 - Storm Drain Fund \$350
 - Park Fund \$7,100
 - SLESF COPS Fund \$0
 - Air Quality Fund \$14,250
 - Gas Tax Fund \$405,860
 - Traffic Safety Fund \$70,000
 - Facilities Fund \$200
 - Measure I Fund \$216,913
 - Landscape and Lighting Assessment District \$14,335
 - Waste Water Enterprise Fund \$1,495,300
 - CDBG \$110,100
- ▶ **Capital Proj. Improv. Funds \$922,820**
 - Street Improvement Fund \$828,732
 - Bike Lane Capital Fund \$0
 - Barton Road Bridge \$94,088
- ▶ (includes transfers in)



**CITY OF GRAND TERRACE
FISCAL YEAR 2011-2012**

CITY EXPENDITURES- \$8,936,120

- CITY EXPENDITURES
 - ▶ General Fund Expenditures
\$5,098,190
 - ▶ Loan Repayment \$147,309
 - ▶ Special Revenue/Enterprise
Fund Expenditures \$2,767,801
 - ▶ Capital Project Fund
Expenditures \$922,820

 - ▶ (includes transfers out)



CITY OF GRAND TERRACE
CITY FUND BALANCE SUMMARY
PROJECTED FUND BALANCES THROUGH June 30, 2012
PRELIMINARY FY 2011-12 BUDGET

	BEGINNING (Revised) Fund Balance at 7/01/11	BEGINNING (Revised) Changes in Designation or Reservation 07/01/11	FY 2011-12 Est. REVENUES	FY 2011-12 Proposed EXPENDITURES	ENDING FUND BALANCE RESERVE			
					DESIGNATED or Reserved 06/30/12	PROJECTED AVAILABLE 6/30/12	Reserve Total 06/30/12	
10 GENERAL FUND -UNDESG	163,373	0	4,545,074	(5,098,190)		(389,743)	(389,743)	10
10 GENERAL FUND - CONTG. RSV	0	0			0		0	10
10 GENERAL FUND - DESG-CRA DEBT	0	0	147,309	(147,309)	0		0	10
TOTAL GENERAL FUND	163,373	0	4,692,383	(5,245,499)	0	(389,743)	(389,743)	10
11 STREET IMPROVEMENT FUND	752,411	0	7,000	(187,100)	0	572,311	572,311	11
12 STORM DRAIN IMPROVEMENT FUND	64,919	0	350	0	0	65,269	65,269	12
13 PARK IMPROVEMENT FUND	218,791	0	7,100	(16,629)	0	209,262	209,262	13
14 AB3229 COPS SLESF	0	0	0	0	0	0	0	14
15 AIR QUALITY IMPROVEMENT FUND	55,666	0	14,250	(700)	0	69,216	69,216	15
16 GAS TAX FUND	92,147	0	405,860	(434,738)	0	63,269	63,269	16
17 TRAFFIC SAFETY FUND	(40,624)	0	70,000	(58,735)	0	(29,359)	(29,359)	17
19 FACILITIES DEVELOPMENT FUND	206,343	0	200	0	0	206,543	206,543	19
20 MEASURE I FUND	84,251	0	216,913	(271,974)	0	29,190	29,190	20
21 WASTE WATER DISPOSAL FUND	1,563,611	0	1,495,300	(1,673,760)		1,385,151	1,385,151	21
21 WWD - DESG CAPITAL FEES	1,022,960	0			1,022,960		1,022,960	22
22 CDBG	0	0	110,100	(110,100)	0	0	0	22
26 LSCPG/ LGHTG ASSESSMENT DISTR	2,187	0	14,335	(14,065)	0	2,457	2,457	26
TOTAL SPEC REV /ENTERPRISE FUND	4,022,662	0	2,341,408	(2,767,801)	1,022,960	2,573,309	3,596,269	
44 BIKE LANE CAPITAL FUND	0	0	0	0	0	0	0	44
46 STREET CAPITAL PROJECTS FUND	0	0	828,732	(828,732)	0	0	0	46
47 BARTON BRIDGE FUND	0	0	94,088	(94,088)	0	0	0	47
TOTAL CAPITAL PROJECT FUNDS	0	0	922,820	(922,820)	0	0	0	
TOTAL - ALL CITY FUNDS	4,186,035	0	7,956,611	(8,936,120)	1,022,960	2,183,566	3,206,526	

NOTES:**A. BEGINNING FUND BALANCE RESERVE**

Represents the Original Projected Ending Fund Balance Reserve and includes:

- 1 Council adopted budget adjustment increases or decreases.
- 2 Mid Year Adjustments, if any.
- 3 3rd quarter savings identified under deficit reduction program by City Manager.

Beginning Fund Balance is an indication of the projected available financial resources

available to agency to undertake activities and relies on staff ability to project current FY budget outcome.

CITY OF GRAND TERRACE
CITY FUND BALANCE SUMMARY
PROJECTED FUND BALANCES THROUGH June 30, 2012
PRELIMINARY FY 2011-12 BUDGET

B. CHANGES IN DESIGNATION AND RESERVATIONS OF FUND BALANCE RESERVE

Represents the amount of resources that is earmarked for a special purpose or project.

- 1 WWD Fund - Segregates Capital Fees from Fund Balance from GT line maintenance operations

C. Estimated revenue

Represents revenue reasonably determined to be due and received by the City and CRA in FY 2011-12. Revenue estimates rely on:

- 1 Historical revenues
- 2 Influence of general economy trends.
- 3 State of California legislation
- 4 Federal legislation
- 5 Information from consultants.
- 6 Staff input.

D. Proposed Expenditures

Represents expenditures determined to be needed for FY 2011-12 to carry out and maintain a level of municipal services including:

- 1 Public Safety
- 2 Building and Planning
- 3 Economic Development
- 4 Code Enforcement
- 5 Cultural, recreational and historical activities

E Ending Fund Balance Reserve

Ending Fund Balance is an indication of the projected available financial resources that would be left over assuming:

- 1 Projected beginning Fund Balance is reasonably accurate.
- 2 Revenue received in FY 2010-11 approximates amount estimated.
- 3 Proposed expenditures are approved, adopted and all spent in FY 2011-12.

Budget Summary Report
CITY OF GRAND TERRACE

Fiscal Year: 2012

<i>Fund</i>	<i>2008 Actuals</i>	<i>2009 Actuals</i>	<i>2010 Actuals</i>	<i>2010-11 Amended Budget</i>	<i>May 2011 Actuals</i>	<i>2012 Dept Req Update</i>
10 GENERAL FUND						
Revenue:	5,873,552	4,966,379	4,757,139	4,697,558	4,095,622	4,545,074
Expenditure:	5,887,210	5,825,245	4,968,149	4,870,960	3,731,420	5,098,190
Net Budget:	-13,658	-858,866	-211,010	-173,402	364,202	-553,116
<u>SPECIAL REVENUE AND ENTERPRISE FUNDS</u>						
11 STREET FUND						
Revenue:	425,121	147,822	58,147	4,000	464,607	7,000
Expenditure:	20,000	135,986	7,826	91,500	0	187,100
Net Budget:	405,121	11,836	50,321	-87,500	464,607	-180,100
12 STORM DRAIN FUND						
Revenue:	63,782	2,812	3,864	500	2,311	350
Expenditure:	10,289	15,606	14,044	0	0	0
Net Budget:	53,493	-12,794	-10,180	500	2,311	350
13 PARK FUND						
Revenue:	583,833	8,080	1,733	7,250	7,518	7,100
Expenditure:	301,076	39,921	47,214	16,629	804	16,629
Net Budget:	282,757	-31,841	-45,481	-9,379	6,714	-9,529
14 SLESF (AB3229 COPS)						
Revenue:	292,573	290,417	286,026	100,000	88,771	0
Expenditure:	292,574	290,416	286,025	100,000	83,582	0
Net Budget:	-1	1	1	0	5,189	0

Budget Summary Report
CITY OF GRAND TERRACE

Fiscal Year: 2012

<i>Fund</i>	<i>2008 Actuals</i>	<i>2009 Actuals</i>	<i>2010 Actuals</i>	<i>2010-11 Amended Budget</i>	<i>May 2011 Actuals</i>	<i>2012 Dept Req Update</i>
15 AIR QUALITY IMPROVEMENT FUND						
Revenue:	16,352	15,518	14,180	14,350	11,300	14,250
Expenditure:	1,008	3,386	338	32,700	32,226	700
Net Budget:	15,344	12,132	13,842	-18,350	-20,926	13,550
16 GAS TAX FUND						
Revenue:	271,386	415,467	458,016	364,303	227,396	405,860
Expenditure:	432,405	409,591	421,248	353,459	262,890	434,738
Net Budget:	-161,019	5,876	36,768	10,844	-35,494	-28,878
17 TRAFFIC SAFETY FUND						
Revenue:	65,536	76,112	216,526	85,000	67,487	70,000
Expenditure:	62,380	198,358	147,070	85,650	52,706	58,735
Net Budget:	3,156	-122,246	69,456	-650	14,781	11,265
18 T D A FUND						
Revenue:	0	0	0	0	0	0
Expenditure:	0	0	0	0	0	0
Net Budget:	0	0	0	0	0	0
19 FACILITIES FUND						
Revenue:	197,554	4,553	3,121	800	1,826	200
Expenditure:	27,762	0	0	0	0	0
Net Budget:	169,792	4,553	3,121	800	1,826	200

Budget Summary Report
CITY OF GRAND TERRACE

Fiscal Year: 2012

<i>Fund</i>	<i>2008 Actuals</i>	<i>2009 Actuals</i>	<i>2010 Actuals</i>	<i>2010-11 Amended Budget</i>	<i>May 2011 Actuals</i>	<i>2012 Dept Req Update</i>
20 MEASURE "I" FUND						
Revenue:	192,773	158,368	138,524	440,165	290,905	216,913
Expenditure:	393,180	174,450	113,774	462,007	74,672	271,974
Net Budget:	-200,407	-16,082	24,750	-21,842	216,233	-55,061
21 WASTE WATER DISPOSAL FUND						
Revenue:	1,633,369	1,541,217	1,523,602	1,501,800	983,931	1,495,300
Expenditure:	1,587,828	1,692,723	1,669,794	1,677,535	1,042,350	1,673,760
Net Budget:	45,541	-151,506	-146,192	-175,735	-58,419	-178,460
22 CDBG						
Revenue:	0	0	0	154,379	229,269	110,100
Expenditure:	0	0	0	154,379	236,442	110,100
Net Budget:	0	0	0	0	-7,173	0
26 LNDS CP & LGTG ASSESSMENT DIST						
Revenue:	14,456	11,843	11,687	14,335	8,738	14,335
Expenditure:	7,906	13,154	7,479	14,065	6,179	14,065
Net Budget:	6,550	-1,311	4,208	270	2,559	270
Total Revenues: SPEC REV & ENTPR	3,756,735	2,672,209	2,715,426	2,686,882	2,384,059	2,341,408
Total Expenditures: SPEC REV & ENTPR	3,136,408	2,973,591	2,714,812	2,987,924	1,791,851	2,767,801
Grand Total Net Change: SPEC REV &	<u>620,327</u>	<u>-301,382</u>	<u>614</u>	<u>-301,042</u>	<u>592,208</u>	<u>-426,393</u>

Budget Summary Report
CITY OF GRAND TERRACE

Fiscal Year: 2012

<i>Fund</i>	<i>2008 Actuals</i>	<i>2009 Actuals</i>	<i>2010 Actuals</i>	<i>2010-11 Amended Budget</i>	<i>May 2011 Actuals</i>	<i>2012 Dept Req Update</i>
<u>OTHER FUNDS</u>						
41 PUB FIN AUTH DEBT SERVICE FUND						
Revenue:	0	274,146	1,927,509	0	0	0
Expenditure:	277,785	276,019	2,370,946	0	0	0
Net Budget:	-277,785	-1,873	-443,437	0	0	0
44 CAPITAL PROJECT - BIKE LANE						
Revenue:	26,596	58,655	145,385	0	0	0
Expenditure:	27,759	96,937	103,360	0	0	0
Net Budget:	-1,163	-38,282	42,025	0	0	0
46 CAPITAL IMPROVEMENTS - STREETS						
Revenue:	600,000	122,550	71,783	652,206	217,469	828,732
Expenditure:	601,182	115,223	74,439	652,207	396,687	828,732
Net Budget:	-1,182	7,327	-2,656	-1	-179,218	0
47 CAP.PRJ. BARTON/COLTON BRIDGE						
Revenue:	2,053	100,917	211,657	855,103	0	94,088
Expenditure:	500	93,331	139,113	950,114	22,180	94,088
Net Budget:	1,553	7,586	72,544	-95,011	-22,180	0
Total Revenues: OTHER FUNDS	628,649	556,268	2,356,334	1,507,309	217,469	922,820
Total Expenditures: OTHER FUNDS	907,226	581,510	2,687,858	1,602,321	418,867	922,820
Grand Total Net Change: OTHER FUNDS	-278,577	-25,242	-331,524	-95,012	-201,398	0

Budget Summary Report
CITY OF GRAND TERRACE

Fiscal Year: 2012

<i>Fund</i>	<i>2008 Actuals</i>	<i>2009 Actuals</i>	<i>2010 Actuals</i>	<i>2010-11 Amended Budget</i>	<i>May 2011 Actuals</i>	<i>2012 Dept Req Update</i>
Grand Total Revenues:	10,258,936	8,194,856	9,828,899	8,891,749	6,697,150	7,809,302
Grand Total EXPENDITURES:	9,930,844	9,380,346	10,370,819	9,461,205	5,942,138	8,788,811
Grand Total Net Change:	<u>328,092</u>	<u>-1,185,490</u>	<u>-541,920</u>	<u>-569,456</u>	<u>755,012</u>	<u>-979,509</u>

Format Name: = '2012GTPREL'

RESOLUTION NO. 2011- _____

**A RESOLUTION OF THE CITY OF GRAND TERRACE, CALIFORNIA,
ADOPTING A BUDGET FOR FISCAL YEAR 2011-12**

WHEREAS, the City of Grand Terrace is a general law city incorporated under the laws of the State of California; and

WHEREAS, the City of Grand Terrace operates on a fiscal calendar year beginning on July 1st of each year and ending on June 30th of the next year; and

WHEREAS, the City of Grand Terrace wishes to adopt a budget for the fiscal year 2011-12 for expenditures based on estimated revenues and available fund balance reserves; and

WHEREAS, staff has presented an operating and capital budget containing the General Fund, Special Revenue Funds and Capital Funds to meet the needs of the citizens of the City of Grand Terrace; and

WHEREAS, the City of Grand Terrace owes the Community Redevelopment Agency of Grand Terrace \$3,388,091 and desires to make a payment of \$147,309 to the Agency out of cash reserves that will not effect General Fund Balance Reserves; and

NOW THEREFORE, the City Council of the City of Grand Terrace does hereby resolve, declare, determine, and order as follows:

Section 1. The budget for Fiscal Year 2010-11, a copy of which has been filed in the City Clerk's office, is hereby adopted with projected beginning General Fund Balance reserves of \$_____, including designated funds, total General Fund expenditures of \$_____ including transfers-out, to be funded by estimated revenues of \$_____ including transfers-in.

Special Revenue Fund budget is adopted with beginning Special Revenue Fund Balance reserves of \$_____, including designated funds, total Special Revenue Fund expenditures of \$_____ including transfers-out, to be funded by estimated revenues of \$_____ including transfers-in.

Capital Projects Fund budget is adopted with beginning Capital Projects Fund Balance deficit of \$_____, including designated funds, total Capital Projects Fund expenditures of \$_____ including transfers-out, to be funded by estimated revenues of \$_____ including transfers-in.

A summary of the City Budget by fund is referenced in "Exhibit A"

Section 2.

City Council authorizes the City Manager to make budget adjustments to the adopted budget to reallocate appropriations between departmental activities. Only the City Council, by motion and affirmative majority vote, by minute action or by resolution, may make increases and decreases in estimated fund revenues and fund appropriations.

Section 3.

Staff is directed to make a payment of \$147,309 against the City Loan from the Community Redevelopment Agency.

PASSED, APPROVED, AND ADOPTED this ____ rd day of June, 2011.

Attest:

City Clerk	Mayor
	City of Grand Terrace

RESOLUTION NO. 2011- ____

A RESOLUTION OF THE CITY OF GRAND TERRACE, CALIFORNIA,
 ADOPTING A BUDGET FOR FISCAL YEAR 2010-11
 “EXHIBIT A”

FY 2011-12 Estimated Revenues and Expenditures and
 CHANGES IN AVAILABLE FUND BALANCE RESERVE – FY 2011-2012

Fund	Beginning Fund Balance	Revenue	Expend.	Ending Available Fund Balance
General Fund				
Special Rev Funds				
Street Fund				
Storm Drain				
Park Fund				
AB3229 COPS				
Air Quality Fund				
Gas Tax Fund				
Traffic Safety				
Facilities Dev				
Measure I				
Waste Water				
CDBG				
LLMD				
Subtotal Spec Rev				
Capital Funds				
Bike Lane Fund				
Street Improv				
Barton Bridge				
Subtotal CapFunds				
Total				

CHANGES IN DESIGNATED FUND BALANCE RESERVE – FY 2011-12

Fund	Beginning Fund Balance	Revenue	Expend.	Ending Available Fund Balance
General Fund				
Special Rev Funds				
Waste Water				
Total				



General Fund Revenue Detail

22795 Barton Road, Grand Terrace, California 92313

FY 2011-12 EST REVENUES-GEN FD

CITY OF GRAND TERRACE

10 GENERAL FUND		2008	2009	2010	2010-11	May 2011	2012
Account Number		Actuals	Actuals	Actuals	Amended Budget	Actuals	Estimate - 2nd
Total	PROPERTY TAXES	1,497,163	1,577,489	1,465,169	1,422,000	730,296	1,376,510
Total	LICENSES AND PERMITS	584,597	592,181	574,806	591,710	471,938	583,410
Total	INTERGOVERNMENTAL	1,700,976	1,021,381	898,756	976,021	598,247	1,013,824
Total	CHARGES FOR SERVICES	70,540	67,953	72,809	62,850	92,906	62,850
Total	BUILDING FEES AND PERMITS	223,221	95,709	63,649	47,000	107,259	85,000
Total	PLANNING FEES & PERMITS	29,617	22,900	22,175	29,850	38,400	17,850
Total	RECREATION FEES	7,560	10,268	3,326	4,000	0	0
Total	CHILD CARE FEES	948,958	931,304	959,872	1,024,163	836,726	1,002,050
Total	PARK FEES	6,641	9,562	10,147	10,950	7,678	10,950
Total	FINES & FORFEITURES	41,235	39,789	26,515	29,350	13,844	12,500
Total	USE OF MONEY & PROPERTY	240,269	296,095	54,639	193,664	202,579	74,130
Total	MISCELLANEOUS REVENUE	511,547	1,748	5,276	1,000	22,670	1,000
Total	TRANSFERS	11,228	300,000	600,000	305,000	969,235	305,000
Total	GENERAL FUND	5,873,552	4,966,379	4,757,139	4,697,558	4,091,778	4,545,074

FY 2011-12 EST REVENUES-GEN FD
CITY OF GRAND TERRACE

Grand Total

5,873,552

4,966,379

4,757,139

4,697,558

4,091,778

4,545,074

10 GENERAL FUND

<u>Account Number</u>	<u>2008 Actuals</u>	<u>2009 Actuals</u>	<u>2010 Actuals</u>	<u>2010-11 Amended Budget</u>	<u>May 2011 Actuals</u>	<u>2012 Estimate - 2nd</u>
100-01 SECURED TAXES, CURRENT YEAR	404,871	494,948	330,831	461,325	238,617	419,475
100-02 UNSECURED TAXES, CURRENT YEAR	14,331	14,455	16,407	14,000	15,169	14,000
100-03 SECURED & UNSECURED TAXES, PY	52,692	49,298	31,872	30,000	16,834	30,000
100-04 REAL PROPERTY TRANSFER TAX	25,693	24,067	15,150	13,000	11,691	13,000
100-05 HOMEOWNERS PROPERTY TAX RELIEF	4,816	3,924	4,116	4,675	2,202	4,675
100-07 SUPPLEMENTAL PROPERTY TAX	40,919	3,313	3,311-	0	16-	0
100-08 PENALTIES DELINQUENT TAXES	11,431	9,413	7,889	10,000	4,926	10,000
100-09 PROP TAX - VLF SWAP	942,410	978,071	930,175	889,000	440,873	885,360
100-10 PROP 1A TAX RECEIVABLE FINANCING	0	0	132,040	0	0	0
Total PROPERTY TAXES	1,497,163	1,577,489	1,465,169	1,422,000	730,296	1,376,510
200-01 FRANCHISE	417,332	425,216	409,429	398,750	299,942	398,750
200-02 SW FRANCHISE SWEEP FEE	32,839	34,006	34,743	35,480	25,979	35,480
200-03 BUSINESS LICENSE TAX	86,546	83,485	78,407	81,000	84,575	81,000
200-04 BUSINESS LICENSE PENALTIES	1,256	2,017	1,978	2,000	1,408	2,000
200-05 YARD & GARAGE SALE PERMITS	960	920	1,015	1,000	895	1,000
200-07 SIGN PLACEMENT PERMIT	2,010	1,133	1,500	1,000	800	1,000
200-08 CANDIDATE FILING FEES	0	1,000	0	1,000	2,250	0
200-09 PAVEMENT IMPACT FEE	0	0	7,844	24,180	21,182	24,180
200-10 MISCELLANEOUS PERMITS	460	400	389	500	362	500
200-11 HOME OCCUPATION PERMITS	700	1,150	650	1,000	600	600
200-13 REIMB. BOOKING FEES AB1662-'99	319	0	80	0	0	0
200-14 HOUSEHOLD HAZARDOUS WASTE	8,634	7,393	8,935	11,900	6,005	11,900
200-15 DOG LICENSE	17,677	19,514	18,498	18,000	17,158	16,000
200-16 ANIMAL SHELTER FEES	2,252	2,912	1,288	2,900	222	0
200-20 NPDES FEES	13,612	13,035	10,050	13,000	10,560	11,000
Total LICENSES AND PERMITS	584,597	592,181	574,806	591,710	471,938	583,410
300-02 SALES AND USE TAX	716,578	692,379	609,941	639,545	442,505	637,625

10 GENERAL FUND

<u>Account Number</u>	<u>2008 Actuals</u>	<u>2009 Actuals</u>	<u>2010 Actuals</u>	<u>2010-11 Amended Budget</u>	<u>May 2011 Actuals</u>	<u>2012 Estimate - 2nd</u>
300-04 SALES TAX IN-LIEU	231,127	237,130	169,675	184,650	100,856	224,375
300-05 MOTOR VEHICLE-IN-LIEU TAX	54,960	42,623	36,917	40,000	27,958	40,000
300-08 COMMUNITY DEV BLOCK GRANT	4,932	1,566	0	0	0	0
300-14 EMERGENCY ASSISTANCE GRANT	4,157	4,177	12,497	4,177	0	4,175
300-16 COUNTY SOLID WASTE - ARTICLE 19	58,579	43,506	38,669	38,000	18,003	38,000
300-19 JAG POLICE GRANTS	0	0	9,636	0	0	0
300-23 HOMELAND SECURITY GRANT	0	0	21,421	0	7,908	0
300-24 POLICE GRANTS	10,292	0	0	0	1,017	0
300-25 COUNTY 1981 AGREEMENT	620,351	0	0	0	0	0
300-28 ENERGY EFF CONSERV BLOCK GRANT (EECBG)	0	0	0	69,649	0	69,649
Total INTERGOVERNMENTAL	1,700,976	1,021,381	898,756	976,021	598,247	1,013,824
400-06 ENGINEERING FEES -OTHER	0	0	0	0	567	0
400-07 SALES, MAPS & PUBLICATIONS	1,154	603	1,296	500	2,763	500
400-08 RENTAL INSPECTION FEES	69,194	67,254	71,417	62,250	89,496	62,250
400-21 RETURNED CHECK FEE	192	96	96	100	80	100
Total CHARGES FOR SERVICES	70,540	67,953	72,809	62,850	92,906	62,850
410-01 BUILDING & SAFETY ISSUANCE FEES	0	0	0	0	6,534	5,000
410-02 PUBLIC WORKS PERMITS	100	0	0	0	4,386	5,000
410-03 ENGINEERING PLAN REVIEW	96,523	68,930	49,855	25,000	5,547	30,000
410-04 PUBLIC WORKS INSPECTION FEES	6,965	9,341	3,269	10,000	0	4,000
410-05 SUBDIVISION FEES	183	5,536	534	0	534	2,000
410-06 CONSTRUCTION PERMITS	119,450	11,902	9,991	12,000	72,911	30,000
410-07 BUILDING & SAFETY PLAN REVIEW	0	0	0	0	17,347	6,000
410-08 PUBLIC WORKS ISSUANCE FEES	0	0	0	0	0	3,000
Total BUILDING FEES AND PERMITS	223,221	95,709	63,649	47,000	107,259	85,000
420-10 PLANNING - MISC. FEES	8,117	4,250	13,425	16,950	17,450	4,950
420-11 SITE & ARCHITEC. REVIEW	14,200	6,650	6,750	8,000	8,650	8,000

10 GENERAL FUND

<u>Account Number</u>	<u>2008 Actuals</u>	<u>2009 Actuals</u>	<u>2010 Actuals</u>	<u>2010-11 Amended Budget</u>	<u>May 2011 Actuals</u>	<u>2012 Estimate - 2nd</u>
420-12	5,600	6,400	1,600	4,400	7,200	4,400
420-13	600	300	0	0	1,800	0
420-14	1,100	1,700	400	500	1,500	500
420-15	0	3,600	0	0	1,800	0
Total	29,617	22,900	22,175	29,850	38,400	17,850
430-27	240	3,344	588	0	0	0
430-30	7,320	6,924	2,738	4,000	0	0
Total	7,560	10,268	3,326	4,000	0	0
440-21	56,252	53,365	58,868	62,694	62,865	61,760
440-23	377,501	317,192	223,682	269,525	211,612	252,990
440-28	515,205	560,747	677,322	691,944	562,249	687,300
Total	948,958	931,304	959,872	1,024,163	836,726	1,002,050
450-01	2,960	3,510	3,250	2,500	2,590	2,500
450-02	2,936	480	4,022	3,450	5,088	3,450
450-03	745	5,572	2,875	5,000	0	5,000
Total	6,641	9,562	10,147	10,950	7,678	10,950
500-01	2,202	7,571	2,654	4,000	819	1,000
500-02	4,298	6,323	7,048	5,500	2,612	3,000
500-03	2,648	2,350	0	500	0	0
500-05	4,962	400	6,628	3,000	3,513	3,000
500-06	21,620	12,650	4,140	6,000	5,520	5,000
500-07	5,505	10,415	5,585	10,000	175	500
500-08	0	80	0	0	1,147	0
500-09	0	0	460	350	58	0
Total	41,235	39,789	26,515	29,350	13,844	12,500

10 GENERAL FUND

<u>Account Number</u>	<u>2008 Actuals</u>	<u>2009 Actuals</u>	<u>2010 Actuals</u>	<u>2010-11 Amended Budget</u>	<u>May 2011 Actuals</u>	<u>2012 Estimate - 2nd</u>
600-01 INVESTMENT EARNINGS	173,065	71,356	17,131	20,000	4,054	20,000
600-05 RENTAL CITY FACILITIES	27,149	44,389	37,508	41,664	66,525	54,130
600-15 SALE OF PROPERTY	40,055	180,350	0	132,000	132,000	0
Total USE OF MONEY & PROPERTY	240,269	296,095	54,639	193,664	202,579	74,130
700-01 MISCELLANEOUS REVENUE	1,244	1,748	2,230	1,000	18,311	1,000
700-02 REFUNDS PY EXPENSE	0	0	92	0	1,918	0
700-03 INSURANCE REFUNDS	303	0	0	0	0	0
700-12 SB90 STATE MANDATED COST REIMB	0	0	0	0	1,360	0
700-13 DAMAGE REIMBURSEMENTS	0	0	2,954	0	1,081	0
700-20 REFUSE FRANCHISE TRNSFR FEE	510,000	0	0	0	0	0
Total MISCELLANEOUS REVENUE	511,547	1,748	5,276	1,000	22,670	1,000
800-00 TRANSFER IN	0	0	0	5,000	819,235	5,000
800-20 RESIDUAL RECEIPTS SECURITY AGR- SR HSING	0	300,000	600,000	300,000	150,000	300,000
800-43 WORKERS COMP RESERVE REVENUE	11,228	0	0	0	0	0
Total TRANSFERS	11,228	300,000	600,000	305,000	969,235	305,000
Total GENERAL FUND	5,873,552	4,966,379	4,757,139	4,697,558	4,091,778	4,545,074
Grand Total	5,873,552	4,966,379	4,757,139	4,697,558	4,091,778	4,545,074



General Fund Expenditure Detail

22795 Barton Road, Grand Terrace, California 92313

10 GENERAL FUND		2008	2009	2010	2010-11	May 2011	2012
<u>Account Number</u>		<u>Actuals</u>	<u>Actuals</u>	<u>Actuals</u>	<u>Amended Budget</u>	<u>Actuals</u>	<u>Dept Req Update</u>
Total	CITY COUNCIL	48,337.37	41,118.42	55,900.87	48,100.00	36,709.31	53,880.00
Total	CITY MANAGER	457,232.40	584,961.41	272,397.73	262,391.00	171,292.93	272,035.00
Total	CITY CLERK	262,389.40	262,038.40	192,677.43	187,890.00	136,672.73	176,595.00
Total	FINANCE	363,890.25	426,459.49	323,252.58	267,338.00	204,848.75	275,011.00
Total	CITY ATTORNEY	98,473.58	106,329.76	85,219.41	60,000.00	54,542.77	60,000.00
Total	BUILDING AND SAFETY	122,415.53	135,880.28	115,054.32	131,543.00	99,258.84	137,010.00
Total	PUBLIC WORKS	83,445.66	82,617.45	105,569.85	232,669.00	154,748.55	228,440.00
Total	COMMUNITY EVENTS	699,921.15	756,945.00	401,844.92	55,201.00	51,731.85	52,880.00
Total	RENTAL INSPECTION PROG	56,507.41	50,938.71	54,845.38	65,043.00	43,217.69	68,900.00
Total	ENFORCEMENT PROGRAMS	69,434.08	73,042.17	94,941.00	134,039.00	127,248.00	134,569.00
Total	NON-DEPARTMENTAL	822,432.88	808,044.13	683,918.30	314,315.00	210,136.01	309,230.00
Total	FACILITIES MAINTENANCE	0.00	0.00	0.00	157,849.00	55,260.04	172,849.00
Total	COMMUNITY DEVELOPMENT - PLANNING	384,719.52	379,967.22	275,049.38	211,103.00	155,398.60	211,565.00

10 GENERAL FUND							
<u>Account Number</u>		<u>2008</u>	<u>2009</u>	<u>2010</u>	<u>2010-11</u>	<u>May 2011</u>	<u>2012</u>
		<u>Actuals</u>	<u>Actuals</u>	<u>Actuals</u>	<u>Amended Budget</u>	<u>Actuals</u>	<u>Dept Req Update</u>
Total	INFORMATION SYSTEMS	101,099.27	102,652.88	98,558.57	74,041.00	46,912.10	79,175.00
Total	LAW ENFORCEMENT	1,711,490.16	1,746,576.14	1,690,035.32	2,025,596.00	1,637,341.78	2,239,115.00
Total	CHILD CARE SERVICES	1,015,298.82	894,400.96	866,861.26	867,380.00	628,114.96	863,630.00
Total	PARK MAINTENANCE	323,576.67	229,973.02	139,454.48	174,171.00	93,064.28	171,930.00
Total	NPDES	38,872.80	10,994.10	7,640.50	91,891.00	64,993.55	83,668.00
Total	STORM DRAIN MAINTENANCE	4,444.00	5,400.00	5,400.00	16,000.00	0.00	16,000.00
Total	PLANNING COMMISSION	1,949.27	2,807.11	2,416.87	2,500.00	1,697.61	2,395.00
Total	HISTORICAL/CULTURAL COMMITTEE	1,078.00	239.59	327.17	1,200.00	1,136.85	1,200.00
Total	SENIOR CITIZENS PROGRAM	4,223.56	11,015.28	43,516.60	29,587.54	24,559.79	27,000.00
Total	EOC / CERT	8,956.71	12,503.49	24,546.95	10,320.00	7,120.48	10,320.00
Total	COST ALLOCATION	792,997.00-	899,671.00-	571,288.00-	549,207.00-	274,598.00-	549,207.00-
Total	GENERAL FUND	5,887,191.49	5,825,234.01	4,968,140.89	4,870,960.54	3,731,409.47	5,098,190.00
	Grand Total	5,887,191.49	5,825,234.01	4,968,140.89	4,870,960.54	3,731,409.47	5,098,190.00

CITY OF GRAND TERRACE

DEPARTMENT: CITY COUNCIL

The City Council is a legislative body of five members elected at large by the citizens of Grand Terrace. Each member is elected for a term of four years. The responsibilities of Council are established in the municipal code.

PROGRAMS/SERVICES

- Provide political leadership for the City.
- Make appointments to various commissions and advisory boards, hire City Manager.
- Represent City in matters involving intergovernmental affairs and activities.
- Perform fiduciary duties for the benefit of Grand Terrace citizens.
- Establish priorities and direction for policies regarding economic development, planning, services.
- Conduct public meetings of City agenda semi-monthly.
- Conduct public meetings of CRA agenda semi-monthly.
- Serve on Community Redevelopment Board.
- Adopt and amend municipal code, ordinances, and pass resolutions.
- Adopt annual operating and capital budgets.
- Direct City Manager regarding policy or concerns.

FTE STAFFING

0 FTE'S

10 GENERAL FUND							
110 CITY COUNCIL							
<u>Account Number</u>		<u>2008 Actuals</u>	<u>2009 Actuals</u>	<u>2010 Actuals</u>	<u>2010-11 Amended Budget</u>	<u>May 2011 Actuals</u>	<u>2012 Dept Req Update</u>
110-120-000-000	COUNCIL-STIPENDS	14,917	15,051	13,982	15,000	8,991	18,000
110-138-000-000	MEDICARE/FICA	0	0	14,033	0	835	1,380
110-141-000-000	SUI	0	0	0	0	16	0
110-142-000-000	HEALTH/LIFE INSURANCE	13,553	9,046	15,892	18,000	14,353	18,000
Total	SALARIES AND BENEFITS	28,470	24,097	43,907	33,000	24,195	37,380
110-210-000-000	OFFICE EXPENSE	93	1,827	453	500	456	500
110-220-000-000	SPECIAL DEPARTMENTAL EXPENSE	608	1,023	270	800	676	1,000
110-270-000-000	TRAVEL/CONFERENCES/MEETINGS	11,966	4,298	371	4,000	3,039	3,000
110-273-000-000	AUTOMOBILE ALLOWANCE	7,200	9,873	10,900	9,800	6,620	12,000
Total	OPERATIONS AND MAINTENANCE	19,867	17,021	11,994	15,100	10,791	16,500
Total	CAPITAL ITEMS	0	0	0	0	0	0
Total	CITY COUNCIL	48,337	41,118	55,901	48,100	34,986	53,880

CITY OF GRAND TERRACE

DEPARTMENT: CITY MANAGER

The City Manager, under the direction of the City Council, directs all phases of city government operations.

PROGRAMS/SERVICES

- Carries out the directives and policies of City Council.
- Reviews and makes final budget decisions before presentation to City Council.
- Establish operating policies for all city departments.
- Hires and evaluates all department heads.
- Administers Human Resources and Employee Policy and Procedure functions.
- Represents City at various regional government agencies
- Serves as Executive Director of Community Redevelopment Agency
- Negotiates contracts on behalf of the City.
- Makes reports to City Council.

FTE STAFFING

1.00 CITY MANAGER

1.00 ASST TO CITY MANAGER

2.00 TOTAL FTE'S
(before allocation)

06/04/2011

6:38PM

CITY OF GRAND TERRACE

10 GENERAL FUND							
120 CITY MANAGER							
<u>Account Number</u>		<u>2008</u>	<u>2009</u>	<u>2010</u>	<u>2010-11</u>	<u>May 2011</u>	<u>2012</u>
		<u>Actuals</u>	<u>Actuals</u>	<u>Actuals</u>	<u>Amended Budget</u>	<u>Actuals</u>	<u>Dept Req Update</u>
120-110-000-000	SALARIES/WAGES	324,312	451,933	173,312	170,851	112,674	169,770
120-138-000-000	MEDICARE/FICA	1,570	1,920	2,966	2,477	1,962	2,465
120-139-000-000	EMPLOYEE BENEFIT PLAN	26,417	25,958	30,883	30,924	19,716	30,730
120-140-000-000	RETIREMENT PLAN	68,750	71,777	40,969	41,050	25,824	45,400
120-141-000-000	S U I	623	1,168	744	504	663	655
120-142-000-000	HEALTH/LIFE INSURANCE	13,226	16,300	9,231	3,605	3,762	4,020
120-143-000-000	WORKERS COMP.INSURANCE	0	0	4,291	3,680	1,480	4,645
Total	SALARIES AND BENEFITS	434,898	569,056	262,396	253,091	166,081	257,685
120-210-000-000	OFFICE EXPENSE	2,453	1,814	2,765	2,250	2,303	3,000
120-220-000-000	SPECIAL DEPARTMENTAL EXPENSE	21	216	250	150	50	250
120-230-000-000	ADVERTISING	1,752	705	1,075	250	0	2,000
120-246-000-000	MAINT/OPERATION OF EQUIPMENT	0	0	290	200	165	200
120-265-000-000	MEMBERSHIP & DUES	563	78	0	0	0	0
120-268-000-000	TRAINING	0	640	0	0	0	0
120-270-000-000	TRAVEL/CONFERENCES/MEETINGS	8,808	3,131	321	750	439	2,000
120-273-000-000	AUTOMOBILE ALLOWANCE	6,649	9,320	5,300	5,700	1,850	6,900
Total	OPERATIONS AND MAINTENANCE	20,246	15,904	10,001	9,300	4,807	14,350
120-701-000-000	CAPITAL ITEMS/ EQUIPMENT	2,090	0	0	0	0	0
Total	COMPUTER EQUIPMENT	2,090	0	0	0	0	0
Total	CITY MANAGER	457,234	584,960	272,397	262,391	170,888	272,035

CITY OF GRAND TERRACE

DEPARTMENT: CITY CLERK

The department of the City Clerk provides the administrative and records management services legally required by California Government Codes, and Grand Terrace Municipal Codes. The department also provides a source of public information, in addition to other duties.

PROGRAMS/SERVICES

- Maintains all committee rosters and ensures that all agendas, minutes, and meetings are in compliance with Brown Act.
- Administers committee member appointments/resignations and guideline handbooks.
- Custodian of City contracts and agreements.
- Maintains and updates Municipal Code books.
- Prepares/coordinates/posts all City and CRA agendas, packets, and minutes for semi-monthly meetings.
- Provides public information.
- Prepares/processes/records CRA, City and Planning Commission ordinances and resolutions.
- Meets legal requirements for public hearings and public notices as required.
- Maintains city records.
- Updates information for local Public Access channel.
- Prepares special presentations and commendations for City Council.
- Maintain City Web Site.

FTE STAFFING

1.00 CITY CLERK
1.00 DEPUTY CITY CLERK
2.00 TOTAL FTE'S
(.50) Alloc. to Other Functions
1.50 Net FTE

06/04/2011

6:38PM

CITY OF GRAND TERRACE

10 GENERAL FUND
125 CITY CLERK

<u>Account Number</u>	<u>2008 Actuals</u>	<u>2009 Actuals</u>	<u>2010 Actuals</u>	<u>2010-11 Amended Budget</u>	<u>May 2011 Actuals</u>	<u>2012 Dept Req Update</u>
125-110-000-000 SALARIES/WAGES	138,692	141,877	104,526	94,533	69,506	94,535
125-138-000-000 MEDICARE/FICA	2,050	2,218	1,660	1,371	1,044	1,370
125-139-000-000 EMPLOYEE BENEFIT PLAN	24,972	26,441	18,471	17,110	12,096	17,110
125-140-000-000 RETIREMENT PLAN	29,394	31,521	22,603	20,703	14,745	20,705
125-141-000-000 S U I	405	461	556	504	648	655
125-142-000-000 HEALTH/LIFE INSURANCE	7,546	9,769	7,149	6,967	6,713	7,870
125-143-000-000 WORKERS COMP.INSURANCE	0	0	2,518	2,036	1,018	2,585
Total SALARIES AND BENEFITS	203,059	212,287	157,483	143,224	105,770	144,830
125-210-000-000 OFFICE EXPENSE	1,419	1,410	1,596	2,000	1,827	2,000
125-213-000-000 NEWSLETTER	9,190	10,440	0	0	0	0
125-219-000-000 OFFICE FURNITURE/MINOR EQUIP.	831	2,985	181-	0	0	0
125-220-000-000 SPECIAL DEPARTMENTAL EXPENSE	0	40	0	50	33	50
125-221-000-000 ELECTION EXPENSE	0	7,551	0	15,000	7,518	0
125-222-000-000 VOLUNTEER BANQUET/AWARD PROG	3,921	0	1,457	2,000	0	0
125-230-000-000 ADVERTISING	3,586	3,501	4,088	4,000	3,791	4,000
125-240-000-000 RENTS & LEASES - EQUIPMENT	499	499	499	500	499	500
125-246-000-000 MAINT/OPERATION OF EQUIP.	0	295	105	300	0	300
125-250-000-000 PROFESSIONAL/SPECIAL SERVICES	32,613	13,582	21,303	16,801	14,056	20,000
125-265-000-000 MEMBERSHIP & DUES	260	330	330	415	135	415
125-270-000-000 TRAVEL/CONFERENCES/MEETINGS	1,369	449	0	0	0	0
125-273-000-000 AUTO ALLOWANCE	3,600	6,000	6,000	3,600	1,750	4,500
Total OPERATIONS AND MAINTENANCE	57,288	47,082	35,197	44,666	29,609	31,765
125-700-000-000 COMPUTER EQUIPMENT	753	2,556	0	0	0	0

10 GENERAL FUND							
125 CITY CLERK							
<u>Account Number</u>		<u>2008 Actuals</u>	<u>2009 Actuals</u>	<u>2010 Actuals</u>	<u>2010-11 Amended Budget</u>	<u>May 2011 Actuals</u>	<u>2012 Dept Req Update</u>
125-701-000-000	HP DOCUMENT SCANNER	1,292	115	0	0	0	0
Total	COMPUTER EQUIPMENT	2,045	2,671	0	0	0	0
Total	CITY CLERK	262,392	262,040	192,680	187,890	135,379	176,595

CITY OF GRAND TERRACE

DEPARTMENT: FINANCE

The Finance Department is responsible for all financial transactions of City business. The department processes all accounts payable, cash receipts, billings, accounts receivable, payroll and performs treasury functions. All financial information is compiled and reported to Council, other departments, State and Federal agencies.

PROGRAMS/SERVICES

- Coordinate sewer billing with Riverside Highland Water Company and process wholesale costs to Colton.
- Process purchase orders, approximately 3,500 invoices, approximately 2,000 disbursements and 1,300 payroll checks in one year.
- Issue over 600 Business Licenses and 150 Reminders, process Lien Notices and Release Requests; 10 Parcels for tax roll.
- Maintain governmental accounting for 26 separate funds.
- Generate Budget Reports, Operating Reports, Investment Reports, and other reports required by Bond Trustees, State Controller's Office and other Agencies.
- Produce and maintain records for audit purposes.
- Maintain cost allocation program.
- Maintain investment portfolio.
- Develop and administer adopted budget.
- Generate cost tracking information for departments.
- Maintain financial accounting and reporting system.

FTE STAFFING

1.00	FINANCE DIRECTOR
1.00	SR. ACCOUNT TECHNICIAN
1.00	ACCOUNT CLERK
3.00	TOTAL FTE'S
(.75)	Alloc. to Other Functions
2.25	Net FTE

06/04/2011

6:38PM

CITY OF GRAND TERRACE

10 GENERAL FUND							
140 FINANCE							
<i>Account Number</i>		<i>2008</i>	<i>2009</i>	<i>2010</i>	<i>2010-11</i>	<i>May 2011</i>	<i>2012</i>
		<i>Actuals</i>	<i>Actuals</i>	<i>Actuals</i>	<i>Amended Budget</i>	<i>Actuals</i>	<i>Dept Req Update</i>
140-110-000-000	SALARIES/WAGES	231,761	260,372	150,667	135,633	98,758	135,635
140-111-000-000	INTER/PT TEMPORARY HELP	0	0	21,080	0	0	0
140-115-000-000	OVERTIME	0	0	100	0	203	2,000
140-138-000-000	MEDICARE/FICA	3,426	3,796	2,406	1,967	1,518	1,970
140-139-000-000	EMPLOYEE BENEFIT PLAN	6,691	29,177	26,284	24,550	17,621	24,450
140-140-000-000	RETIREMENT PLAN	50,217	54,132	33,049	29,703	21,478	29,705
140-141-000-000	S U I	613	931	816	756	1,011	980
140-142-000-000	HEALTH/LIFE INSURANCE	16,927	17,229	8,188	10,452	10,070	11,805
140-143-000-000	WORKERS COMP.INSURANCE	0	0	3,646	2,921	1,460	3,710
Total	SALARIES AND BENEFITS	309,635	365,637	246,236	205,982	152,119	210,255
140-210-000-000	OFFICE EXPENSE	2,927	2,746	2,777	3,000	2,409	3,000
140-219-000-000	OFFICE FURNITURE/MINOR EQUIP.	168	1,084	977	0	0	0
140-241-000-000	RENT/LEASE FACILITY	1,259	1,428	1,428	1,440	1,309	1,440
140-246-000-000	SOFTWARE SUPPORT	14,358	22,128	19,889	24,541	20,549	24,541
140-250-000-000	PROFESSIONAL SERVICES	18,118	16,659	33,156	14,385	14,306	17,785
140-255-000-000	CONTRACTUAL SERVICES	2,402	1,683	1,460	2,500	1,150	2,500
140-255-010-000	PAYROLL PROCESSING FEES	9,748	10,389	11,030	11,350	10,419	11,350
140-265-000-000	MEMBERSHIP & DUES	368	373	400	390	300	390
140-268-000-000	TRAINING	1,005	654	0	500	0	500
140-270-000-000	TRAVEL/CONFERENCES/MEETINGS	93	81	63	450	0	450
140-271-000-000	MILEAGE	0	0	57	100	0	100
140-273-000-000	AUTO ALLOWANCE	3,600	3,600	3,600	2,700	1,050	2,700
Total	OPERATIONS AND MAINTENANCE	54,046	60,825	74,837	61,356	51,492	64,756

10 GENERAL FUND
140 FINANCE

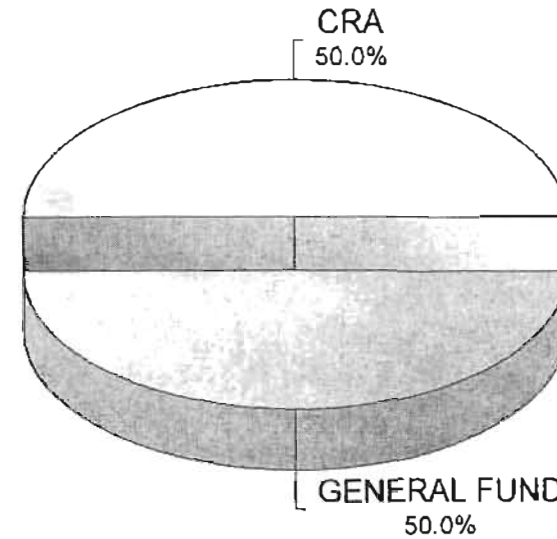
<u>Account Number</u>	<u>2008 Actuals</u>	<u>2009 Actuals</u>	<u>2010 Actuals</u>	<u>2010-11 Amended Budget</u>	<u>May 2011 Actuals</u>	<u>2012 Dept Req Update</u>
140-700-000-000 COMPUTER SOFTWARE UPGRADE	210	0	0	0	0	0
140-701-000-000 CAPITAL PURCHASE/ LEASE	0	0	2,180	0	0	0
Total LASER PRINTER	210	0	2,180	0	0	0
Total TRANSFERS AND OTHER	0	0	0	0	0	0
Total FINANCE	363,891	426,462	323,253	267,338	203,611	275,011

CITY OF GRAND TERRACE

DEPARTMENT: CITY ATTORNEY

The City Attorney is a contract position that advises and represents the City in legal matters.

SOURCES OF FUNDING CITY ATTORNEY



PROGRAMS/SERVICES

- Advises City and CRA on legal issues.
- Represents City and CRA in litigation.
- Attends Council meetings.
- Reviews all City contracts.
- Prepares certain resolutions and ordinances.
- Reviews and approves all City/CRA/Planning Commission resolutions and ordinances.
- Advises staff on legal issues such as contracting/code enforcement.

FTE STAFFING

0 FTE'S

10 GENERAL FUND							
160 CITY ATTORNEY							
<i>Account Number</i>		<i>2008</i>	<i>2009</i>	<i>2010</i>	<i>2010-11</i>	<i>May 2011</i>	<i>2012</i>
		<i>Actuals</i>	<i>Actuals</i>	<i>Actuals</i>	<i>Amended Budget</i>	<i>Actuals</i>	<i>Dept Req Update</i>
160-250-000-000	PROFESSIONAL/SPECIAL SERVICES	98,474	106,330	85,219	60,000	54,543	60,000
Total	OPERATIONS AND MAINTENANCE	98,474	106,330	85,219	60,000	54,543	60,000
Total	CITY ATTORNEY	98,474	106,330	85,219	60,000	54,543	60,000

CITY OF GRAND TERRACE
DEPARTMENT: BUILDING & SAFETY/PUBLIC WORKS
DIVISION: BUILDING AND SAFETY

Building and Safety ensures that all structures built in Grand Terrace meet all acceptable state-mandated laws, uniform building codes as incorporated into the City Municipal Code and compliance with all zoning, sign, noise and other ordinances.

PROGRAMS/SERVICES

- Public information - Respond to an average of 2,500 calls pertaining to questions regarding building, electrical, plumbing, mechanical, and code information.
- Handle over 450 inspections and 250 permits per year.
- Code enforcement of Building and Safety violations.
- Review and respond to planning for site and architectural review.
- Plan check and prepare permits for patios, block walls, re-roofs, additions, remodels, pools and spas.
- Plan check and prepare permits for new residential housing, apartments, lot splits, tracts and grading plans.
- Plan check and prepare permits for all commercial buildings, site plans, grading plans, tenant improvements and signage.
- Perform all field investigations and construction inspections.
- Maintain records and provide monthly and annual reports to county, state and federal agencies on building activity.

FTE STAFFING

1.0 Director

1.0 Technician

2.0 Total

(prior to allocation)

06/04/2011

6:38PM

CITY OF GRAND TERRACE

10 GENERAL FUND							
172 BUILDING AND SAFETY							
<i>Account Number</i>		<i>2008</i>	<i>2009</i>	<i>2010</i>	<i>2010-11</i>	<i>May 2011</i>	<i>2012</i>
		<i>Actuals</i>	<i>Actuals</i>	<i>Actuals</i>	<i>Amended Budget</i>	<i>Actuals</i>	<i>Dept Req Update</i>
172-110-000-000	SALARIES/WAGES	37,842	41,937	43,357	54,011	40,327	54,015
172-138-000-000	MEDICARE/FICA	606	612	646	783	522	785
172-139-000-000	EMPLOYEE BENEFIT PLAN	5,663	6,671	7,331	9,776	6,960	9,780
172-140-000-000	RETIREMENT PLAN	8,308	8,888	8,971	11,828	8,485	11,830
172-141-000-000	S U I	117	122	237	319	385	415
172-142-000-000	HEALTH/LIFE INSURANCE	1,968	2,305	2,303	4,413	4,252	4,990
172-143-000-000	WORKERS COMP.INSURANCE	0	0	1,067	1,163	582	1,480
Total	SALARIES AND BENEFITS	54,504	60,535	63,912	82,293	61,513	83,295
172-210-000-000	OFFICE EXPENSE	1,676	1,316	811	1,106	624	1,106
172-219-000-000	OFFICE FURNITURE/MINOR EQUIP.	314	0	436	0	0	0
172-220-000-000	SPECIAL DEPT. EXPENSE	513	0	436	1,734	1,138	1,734
172-238-000-000	UTILITIES	592	532	649	720	648	720
172-246-000-000	MAINTENANCE/OPERATION OF EQUIP	2,045	2,056	1,305	3,535	3,064	4,000
172-250-000-000	PROFESSIONAL/SPECIAL SERVICES	55,243	63,304	39,980	40,000	28,090	40,000
172-255-000-000	ENGINEERING/CONSULTING	0	0	3,669	0	0	4,000
172-265-000-000	MEMBERSHIP AND DUES	245	150	415	365	410	365
172-268-000-000	TRAINING	544	166	0	750	375	750
172-270-000-000	TRAVEL/CONFERENCES/MEETINGS	1,178	914	8	0	0	0
172-271-000-000	MILEAGE	42	90	133	200	45	200
172-273-000-000	AUTOMOBILE ALLOWANCE	3,300	3,300	3,300	840	1,225	840
Total	OPERATIONS AND MAINTENANCE	65,692	71,828	51,142	49,250	35,619	53,715
172-701-000-000	EQUIPMENT	2,220	3,519	0	0	0	0
Total	CAPITAL & OTHER	2,220	3,519	0	0	0	0

10 GENERAL FUND

Total	BUILDING AND SAFETY	122,416	135,882	115,054	131,543	97,132	137,010
--------------	---------------------	---------	---------	---------	---------	--------	---------

CITY OF GRAND TERRACE
DEPARTMENT: BUILDING & SAFETY/PUBLIC WORKS
DIVISION: PUBLIC WORKS

Division of Public Works has responsibility over City infrastructures of sewer, water, gas, telephone, cable, and electric systems that fall within the public right-of-way.

PROGRAMS/SERVICES

- Coordinates plans and permits with utility companies.
- Review plans and prepare permits and field inspection work for tracts, and major commercial developments.
- Review all off-site plans for water, street, sewer and storm drains.
- Maintain all original sewer, water, street improvement, storm drain, tract, parcel maps, record of survey, address maps, street lighting, signal maps including files for all capital improvement projects.
- Prepare plans, specifications, contract for City infrastructure capital projects.
- Coordinate and monitor maintenance alerts.
- Represents City as the lead agency for bridge replacement on the Barton Road - S.P.R.R. bridge in cooperation with City of Colton.
- Interview and select engineering firms to prepare cost estimates and contracts to take to respective City Councils.

FTE STAFFING

1.0 DIRECTOR
1.0 TECHNICIAN
2.0 TOTAL FTE'S
(prior to allocation)

06/04/2011

6:38PM

CITY OF GRAND TERRACE

10 GENERAL FUND
175 PUBLIC WORKS

<u>Account Number</u>	<u>2008 Actuals</u>	<u>2009 Actuals</u>	<u>2010 Actuals</u>	<u>2010-11 Amended Budget</u>	<u>May 2011 Actuals</u>	<u>2012 Dept Req Update</u>
175-110-000-000 SALARIES/WAGES	27,340	26,829	31,708	72,903	53,580	72,905
175-115-000-000 OVERTIME	0	0	0	13,895	1,138	5,000
175-138-000-000 MEDICARE/FICA	394	445	555	1,057	743	1,060
175-139-000-000 EMPLOYEE BENEFIT PLAN	3,217	4,141	5,869	13,195	9,586	13,195
175-140-000-000 RETIREMENT PLAN	5,977	6,429	7,182	15,966	11,684	15,965
175-141-000-000 S U I	72	90	113	521	638	675
175-142-000-000 HEALTH/LIFE INSURANCE	1,367	1,569	1,820	7,200	6,934	8,130
175-143-000-000 WORKERS COMP.INSURANCE	0	0	791	1,570	786	1,995
Total SALARIES AND BENEFITS	38,367	39,503	48,038	126,307	85,089	118,925
175-210-000-000 OFFICE EXPENSE	553	155	374	955	520	955
175-218-000-000 SMALL TOOLS	0	0	0	3,000	978	3,000
175-219-000-000 OFFICE FURNITURE/MINOR EQUIP.	178	0	436	0	0	0
175-220-000-000 SPECIAL DEPT. EXPENSE	0	0	436	500	41	500
175-238-000-000 UTILITIES	474	450	519	720	563	720
175-240-000-000 RENT/LEASE EQUIPMENT	0	0	0	5,000	3,510	5,000
175-246-000-000 MAINTENANCE/OPERATION OF EQUIP	954	656	599	1,557	1,252	2,000
175-250-000-000 PROFESSIONAL/SPECIAL SERVICES	6,703	0	390	500	0	24,000
175-255-000-000 ENGINEERING/CONSULTING	35,252	40,774	53,067	66,000	47,846	45,000
175-265-000-000 MEMBERSHIP AND DUES	0	0	0	250	67	250
175-268-000-000 TRAINING	67	180	175	250	50	250
175-270-000-000 TRAVEL/CONFERENCES/MEETINGS	0	0	500	0	0	0
175-271-000-000 MILEAGE	0	0	135	0	0	0
175-272-000-000 FUEL & VEHICLE MAINTENANCE	0	0	0	20,000	13,269	20,000
175-273-000-000 AUTOMOBILE ALLOWANCE	900	900	900	630	0	840

10 GENERAL FUND							
175 PUBLIC WORKS							
<i>Account Number</i>		<i>2008</i>	<i>2009</i>	<i>2010</i>	<i>2010-11</i>	<i>May 2011</i>	<i>2012</i>
		<i>Actuals</i>	<i>Actuals</i>	<i>Actuals</i>	<i>Amended Budget</i>	<i>Actuals</i>	<i>Dept Req Update</i>
Total	OPERATIONS AND MAINTENANCE	45,081	43,115	57,531	99,362	68,096	102,515
175-701-000-000	EQUIPMENT	0	0	0	7,000	0	7,000
Total	CAPITAL & OTHER	0	0	0	7,000	0	7,000
Total	PUBLIC WORKS	83,448	82,618	105,569	232,669	153,185	228,440

06/04/2011

6:38PM

CITY OF GRAND TERRACE

10 GENERAL FUND							
195 FACILITIES MAINTENANCE							
<u>Account Number</u>		<u>2008</u>	<u>2009</u>	<u>2010</u>	<u>2010-11</u>	<u>May 2011</u>	<u>2012</u>
		<u>Actuals</u>	<u>Actuals</u>	<u>Actuals</u>	<u>Amended Budget</u>	<u>Actuals</u>	<u>Dept Req Update</u>
195-245-000-000	MAINT OF BUILDING & GROUNDS	0	0	0	19,000	8,145	16,500
195-245-020-000	MAINTENANCE CITYWIDE TREES	0	0	0	0	0	5,000
195-246-000-000	MAINT/OPERATION OF EQUIPMENT	0	0	0	15,000	5,432	12,500
195-247-000-000	CIVIC CTR SECURITY SYSTEM	0	0	0	4,200	1,105	4,200
195-257-000-000	HVAC SERVICE AGREEMENT	0	0	0	50,000	36,932	50,000
Total	OPERATIONS AND MAINTENANCE	0	0	0	88,200	51,614	88,200
195-706-000-000	CIVIC CENTER IMPROVEMENTS	0	0	0	0	0	15,000
195-720-000-000	EQUIPMENT & SERVICES-GRANTS	0	0	0	69,649	3,150	69,649
Total	CAPITAL & OTHER	0	0	0	69,649	3,150	84,649
Total	FACILITIES MAINTENANCE	0	0	0	157,849	54,764	172,849
Total	*** Title Not Found ***	3,084,494	3,328,382	2,385,622	1,916,378	1,323,051	1,941,399

CITY OF GRAND TERRACE
DEPARTMENT: COMMUNITY AND ECONOMIC DEVELOPMENT
RENTAL INSPECTION PROGRAM

This new program became effective on January 1, 2007. It became a priority of the City Council to insure that single family and multi-family rentals be maintained in a satisfactory manner, which in turn increases property values and public safety.

PROGRAMS/SERVICES

- Annual inspection program of multi-family, single family, and apartment rentals for compliance with the municipal code and Uniform Housing Code.

FTE STAFFING
0.50 SECRETARY
<u>0.48</u> CODE INSPECTOR
.98 FTE

06/04/2011

6:38PM

CITY OF GRAND TERRACE

10 GENERAL FUND							
185 RENTAL INSPECTION PROG							
<i>Account Number</i>		<i>2008</i>	<i>2009</i>	<i>2010</i>	<i>2010-11</i>	<i>May 2011</i>	<i>2012</i>
		<i>Actuals</i>	<i>Actuals</i>	<i>Actuals</i>	<i>Amended Budget</i>	<i>Actuals</i>	<i>Dept Req Update</i>
185-110-000-000	SALARIES/WAGES	38,657	39,277	42,369	46,438	32,669	46,440
185-138-000-000	MEDICARE/FICA	1,696	1,758	2,011	2,223	1,539	2,225
185-139-000-000	EMPLOYEE BENEFIT PLAN	0	0	0	0	0	3,495
185-140-000-000	RETIREMENT PLAN	4,422	4,558	4,386	10,170	3,439	10,170
185-141-000-000	SUI	469	442	605	672	610	870
185-142-000-000	HEALTH/LIFE INSURANCE	153	161	163	240	129	130
185-143-000-000	WORKERS COMP.INSURANCE	0	0	1,027	1,000	500	1,270
Total	SALARIES AND BENEFITS	45,397	46,196	50,561	60,743	38,886	64,600
185-210-000-000	OFFICE EXPENSE	2,373	1,443	736	800	775	800
185-246-000-000	SOFTWARE SUPPORT	3,280	3,300	3,547	3,500	3,557	3,500
Total	OPERATIONS AND MAINTENANCE	5,653	4,743	4,283	4,300	4,332	4,300
185-701-000-000	COMPUTER EQUIP/SOFTWARE	5,458	0	0	0	0	0
Total	CAPITAL ITEMS	5,458	0	0	0	0	0
Total	RENTAL INSPECTION PROG	56,508	50,939	54,844	65,043	43,218	68,900

06/04/2011

6:38PM

CITY OF GRAND TERRACE

10 GENERAL FUND							
180 COMMUNITY EVENTS							
<u>Account Number</u>		<u>2008</u>	<u>2009</u>	<u>2010</u>	<u>2010-11</u>	<u>May 2011</u>	<u>2012</u>
		<u>Actuals</u>	<u>Actuals</u>	<u>Actuals</u>	<u>Amended Budget</u>	<u>Actuals</u>	<u>Dept Req Update</u>
180-110-000-000	SALARIES/WAGES	313,338	314,728	174,500	31,136	29,337	31,135
180-115-000-000	OVERTIME	3,257	3,163	3,366	0	0	0
180-138-000-000	MEDICARE/FICA	4,611	4,773	2,910	451	499	450
180-139-000-000	EMPLOYEE BENEFIT PLAN	25,500	34,661	25,692	5,636	5,258	5,640
180-140-000-000	RETIREMENT PLAN	66,208	65,921	31,365	6,819	6,396	6,820
180-141-000-000	S U I	1,101	1,136	1,103	235	422	305
180-142-000-000	HEALTH/LIFE INSURANCE	16,698	20,690	9,981	3,253	4,496	3,680
180-143-000-000	WORKERS COMP.INSURANCE	0	0	3,724	671	336	850
Total	SALARIES AND BENEFITS	430,713	445,072	252,641	48,201	46,744	48,880
180-210-000-000	OFFICE EXPENSE	8,570	5,772	2,064	3,000	33	500
180-218-000-000	SMALL TOOLS	4,487	5,147	1,911	0	0	0
180-220-000-000	SPECIAL DEPARTMENTAL EXPENSE	2,013	88	199	0	0	0
180-230-000-000	ADVERTISING	6,861	13,435	0	1,000	346	500
180-240-000-000	RENT/LEASE EQUIPMENT	7,649	5,410	4,695	0	75-	0
180-245-000-000	MAINT OF BUILDING & GROUNDS	17,419	31,176	16,794	0	0	0
180-246-000-000	MAINT/OPERATION OF EQUIP.	24,852	12,492	8,666	0	0	0
180-247-000-000	CIV CTR SECURITY SYSTEM	6,137	74,818	824	0	0	0
180-250-000-000	PROF SVS - SWIM PROGRAM	7,663	714	8,925	0	0	0
180-255-000-000	ENGINEERING SERVICES	57,060	53,081	17,154	0	0	0
180-257-000-000	HVAC SERVICE AGREEMENT	50,262	52,323	51,760	0	0	0
180-265-000-000	MEMBERSHIP & DUES	705	625	145	0	0	0
180-268-000-000	TRAINING	1,167	2,221	285	0	0	0
180-270-000-000	TRAVEL/CONFERENCES/MEETINGS	2,900	5,429	9	0	0	0
180-271-000-000	MILEAGE	0	24	37	0	0	0

06/04/2011

6:38PM

CITY OF GRAND TERRACE

10 GENERAL FUND							
180 COMMUNITY EVENTS							
<i>Account Number</i>		<i>2008 Actuals</i>	<i>2009 Actuals</i>	<i>2010 Actuals</i>	<i>2010-11 Amended Budget</i>	<i>May 2011 Actuals</i>	<i>2012 Dept Req Update</i>
180-272-000-000	FUEL & VEHICLE MAINTENANCE	26,329	27,115	16,894	0	0	0
180-273-000-000	AUTOMOBILE ALLOWANCE	3,600	3,600	300	0	0	0
Total	OPERATIONS AND MAINTENANCE	227,674	293,470	130,662	4,000	304	1,000
180-700-000-000	CAPITAL EQUIPMENT	0	5,591	4,045	0	0	0
180-701-000-000	COMPUTER UPGRADES	2,899	5,348	2,459	3,000	4,513	3,000
180-706-000-000	CIVIC CENTER IMPROVEMENTS	36,247	2,535	12,038	0	0	0
180-710-000-000	MAINTENANCE EQUIPMENT	2,393	0	0	0	0	0
180-711-000-000	EDISON EASEMENT FENCES	0	4,929	0	0	0	0
Total	CAPITAL EQUIPMENT	41,539	18,403	18,542	3,000	4,513	3,000
Total	COMMUNITY EVENTS	699,926	756,945	401,845	55,201	51,561	52,880

10 GENERAL FUND							
187 ENFORCEMENT PROGRAMS							
<i>Account Number</i>		<i>2008</i>	<i>2009</i>	<i>2010</i>	<i>2010-11</i>	<i>May 2011</i>	<i>2012</i>
		<i>Actuals</i>	<i>Actuals</i>	<i>Actuals</i>	<i>Amended Budget</i>	<i>Actuals</i>	<i>Dept Req Update</i>
187-255-000-000	EMERGENCY VETERNARY COSTS	0	0	0	0	0	1,000
187-256-000-000	PUBLIC HEALTH - ANIMAL CONTROL	52,828	52,365	71,808	105,184	86,985	104,184
187-257-000-000	WEED ABATEMENT - CONTRACT SVCS	4,722	5,500	7,580	13,000	15,726	13,530
187-258-000-000	HOUSEHOLD HAZ/WASTE CONTRACT-CO	11,884	15,177	15,553	15,855	15,855	15,855
Total	OPERATIONS AND MAINTENANCE	69,434	73,042	94,941	134,039	118,566	134,569
Total	ENFORCEMENT PROGRAMS	69,434	73,042	94,941	134,039	118,566	134,569

CITY OF GRAND TERRACE

DEPARTMENT: NON-DEPARTMENTAL

Non-Departmental represents services used by all departments which are not charged directly to any department and various general expenditures not attributable to any program.

PROGRAMS/SERVICES

- Postage and mailing for all city correspondence
- Grants
- Copy machine costs/maintenance/supplies
- General utilities
- City membership due in regional bodies (SANBAG, SCAG, League of California Cities)
- Liability and Workers Comp Insurance
- Administrative fees
- Expenditures Shared Citywide or not assigned to any department

FTE STAFFING

0 FTE'S

06/04/2011

6:38PM

CITY OF GRAND TERRACE

10 GENERAL FUND							
190 NON-DEPARTMENTAL							
<i>Account Number</i>		<i>2008</i>	<i>2009</i>	<i>2010</i>	<i>2010-11</i>	<i>May 2011</i>	<i>2012</i>
		<i>Actuals</i>	<i>Actuals</i>	<i>Actuals</i>	<i>Amended Budget</i>	<i>Actuals</i>	<i>Dept Req Update</i>
190-209-000-000	CASH OVER/SHORT	83	0	69-	0	9	0
190-210-000-000	OFFICE EXPENSE	1,569	1,507	582	1,250	452	1,500
190-211-000-000	POSTAGE & MAILING	8,635	7,103	9,297	10,000	7,984	10,000
190-212-000-000	COPYING EXPENSE	3,455	3,587	3,463	3,640	3,835	3,640
190-215-000-000	COUNTY ADMIN FEE-PROPERTY TAX	0	24,834	23,080	24,800	46	24,800
190-220-000-000	SPECIAL DEPARTMENTAL EXPENSE	7,137	10,393	22,713	7,000	6,458	7,000
190-221-000-000	REWARD PROGRAM	0	0	0	500	0	500
190-224-000-000	PRE-EMPLOYMENT PHYSICALS	2,569	1,716	923	1,900	807	2,500
190-226-000-000	CRIMINAL BACKGROUND CHECKS	156	141	297	300	92	300
190-235-000-000	COMMUNICATIONS	12,096	12,798	13,544	11,125	11,346	11,125
190-238-000-000	UTILITIES	48,665	48,031	47,363	51,000	42,504	51,000
190-242-000-000	RENT/LEASE OF PROPERTY	0	0	101	101	101	101
190-246-000-000	MAINT/OPERATION OF EQUIPMENT	4,442	3,132	2,571	3,000	2,332	3,000
190-250-000-000	PROFESSIONAL SERVICES	15,900	0	0	0	0	0
190-250-001-000	LEGAL SETTLEMENTS AND CLAIMS	0	103,000	0	0	0	0
190-251-000-000	BANKING SERVICE CHARGES	1,162	5,472	5,072	6,000	6,086	6,000
190-260-000-000	INSURANCE & SURETY BONDS	123,992	17,020	119,286	124,575	5,906	110,310
190-265-000-000	MEMBERSHIP & DUES	10,576	10,794	9,485	9,790	10,209	9,790
190-272-000-000	FIRE RESCUE UNIT MAINTENANCE	973	0	0	0	0	0
Total	OPERATIONS AND MAINTENANCE	241,410	249,528	257,708	254,981	98,167	241,566
190-700-000-000	EQUIPMENT LEASE PAYMENTS	7,067	7,926	8,059	8,004	5,859	8,004
190-702-001-000	DECEMBER 2010 WINTER STORM DAMAG	0	0	0	15,850	101,192	0
190-715-000-000	HONEYWELL LEASE PAYMENTS	15,374	0	0	0	0	0
190-722-000-000	CANAL/MICHIGAN PARCELS PURCHASE	312,000	0	0	0	0	0

06/04/2011

6:38PM

CITY OF GRAND TERRACE

10 GENERAL FUND							
190 NON-DEPARTMENTAL							
<i>Account Number</i>		<i>2008</i>	<i>2009</i>	<i>2010</i>	<i>2010-11</i>	<i>May 2011</i>	<i>2012</i>
		<i>Actuals</i>	<i>Actuals</i>	<i>Actuals</i>	<i>Amended Budget</i>	<i>Actuals</i>	<i>Dept Req Update</i>
190-723-000-000	FIRE STATION IMPROVMNTS (COUNTY AC	38,824	244,242	236,165	0	0	0
190-724-000-000	CITY CENTER DR OVERLAY (FS)	45,237	0	0	0	0	0
190-725-000-000	CITYWIDE OPTICON SYSTEM	0	52,945	0	0	0	0
Total	CAPITAL ITEMS/ EQUIPMENT	418,502	305,113	244,224	23,854	107,051	8,004
190-999-000-000	OPERATING TRANSFERS OUT	162,522	253,405	181,987	35,480	0	59,660
Total	TRANSFERS AND OTHER	162,522	253,405	181,987	35,480	0	59,660
Total	NON-DEPARTMENTAL	822,434	808,046	683,919	314,315	205,218	309,230

CITY OF GRAND TERRACE
DEPARTMENT: COMMUNITY AND ECONOMIC DEVELOPMENT
PROGRAM: PLANNING

Provides planning, economic development, zoning code enforcement, and development services. Advises, administers and implements policies established by the Planning Commission and City Council on matters concerning the orderly growth, and physical and economic development of the City.

PROGRAMS/SERVICES

- Current Planning & Building Permit Coordination
Processes 150-175 development cases per year and responds to numerous counter and phone inquiries. Issues environmental clearances. Monitors and evaluates project entitlement conditions for S&A, CUP, etc.
- Advanced Planning
Responsible for implementation and updating of the City General Plan, its various elements, the City Zoning Code and Specific Plans.
- Zoning Code Enforcement
Processes zoning and sign code enforcement cases
- Transportation Planning
Participate in SANBAG's comprehensive transportation plan development and in Greenhouse Gas Reduction Plan.

<u>FTE STAFFING</u>	
1.0	DIRECTOR
1.0	SENIOR PLANNER
1.0	MANAGEMENT ANALYST
3.0	TOTAL FTE'S
(0.80)	Alloc. to Other Functions
2.20	Net FTE

06/04/2011

6:38PM

CITY OF GRAND TERRACE

10 GENERAL FUND							
370 COMMUNITY DEVELOPMENT - PLANNING							
<i>Account Number</i>		<i>2008</i>	<i>2009</i>	<i>2010</i>	<i>2010-11</i>	<i>May 2011</i>	<i>2012</i>
		<i>Actuals</i>	<i>Actuals</i>	<i>Actuals</i>	<i>Amended Budget</i>	<i>Actuals</i>	<i>Dept Req Update</i>
370-110-000-000	SALARIES/WAGES	115,243	145,402	145,752	132,467	97,158	132,470
370-138-000-000	MEDICARE/FICA	1,660	2,263	2,466	1,920	1,644	1,920
370-139-000-000	EMPLOYEE BENEFIT PLAN	5,905	21,501	25,296	23,977	17,245	23,980
370-140-000-000	RETIREMENT PLAN	23,686	32,640	31,842	29,010	21,019	29,010
370-141-000-000	S U I	586	737	749	571	819	740
370-142-000-000	HEALTH/LIFE INSURANCE	7,612	9,210	8,436	7,905	7,595	8,920
370-143-000-000	WORKERS COMP.INSURANCE	0	0	3,580	2,853	1,426	3,625
Total	SALARIES AND BENEFITS	154,692	211,753	218,121	198,703	146,906	200,665
370-210-000-000	OFFICE EXPENSE	2,136	3,599	3,709	2,500	2,223	2,000
370-219-000-000	OFFICE FURNITURE & MINOR EQUIP	162	0	0	0	0	0
370-220-000-000	SPECIAL DEPARTMENTAL EXPENSE	393	344	650	0	0	0
370-230-000-000	ADVERTISING	930	5,476	1,812	3,000	1,828	3,000
370-250-000-000	PROFESSIONAL SERVICES	109,957	91,356	22,429	5,000	2,666	4,000
370-255-000-000	CONTRACTUAL SERVICES	105,865	62,247	27,344	0	0	0
370-265-000-000	MEMBERSHIP & DUES	360	790	50	0	0	0
370-268-000-000	TRAINING	1,898	0	175	0	0	0
370-270-000-000	TRAVEL/CONFERENCES/MEETINGS	668	874	90	0	0	0
370-271-000-000	MILEAGE	80	206	300	100	0	100
370-273-000-000	AUTOMOBILE ALLOWANCE	0	1,800	0	1,800	1,050	1,800
370-274-000-000	PUBLICATIONS	79	115	0	0	0	0
Total	OPERATIONS AND MAINTENANCE	222,528	166,807	56,559	12,400	7,767	10,900
370-701-000-000	COMPUTER/UPGRADE	0	1,407	369	0	0	0
370-707-000-000	GIS ORTHO PHOTOS	7,500	0	0	0	0	0

10 GENERAL FUND							
370 COMMUNITY DEVELOPMENT - PLANNING							
<i>Account Number</i>		<i>2008</i>	<i>2009</i>	<i>2010</i>	<i>2010-11</i>	<i>May 2011</i>	<i>2012</i>
		<i>Actuals</i>	<i>Actuals</i>	<i>Actuals</i>	<i>Amended Budget</i>	<i>Actuals</i>	<i>Dept Req Update</i>
Total	CAPITAL & OTHER	7,500	1,407	369	0	0	0
Total	COMMUNITY DEVELOPMENT - PLANNING	384,720	379,967	275,049	211,103	154,673	211,565

CITY OF GRAND TERRACE INFORMATION SYSTEMS

Provides computer hardware and support, network coordination and GIS (Geographic Information Systems) support.

PROGRAMS/SERVICES

- Maintains updates and supports network and computers
- Maintains, updates and supports GIS
- Supports desktop software
- Maintains network security

FTE STAFFING

1.00 MIS SPECIALIST
1.00 FTE

06/04/2011

6:38PM

CITY OF GRAND TERRACE

10 GENERAL FUND							
380 INFORMATION SYSTEMS							
<u>Account Number</u>		<u>2008</u>	<u>2009</u>	<u>2010</u>	<u>2010-11</u>	<u>May 2011</u>	<u>2012</u>
		<u>Actuals</u>	<u>Actuals</u>	<u>Actuals</u>	<u>Amended Budget</u>	<u>Actuals</u>	<u>Dept Req Update</u>
380-110-000-000	SALARIES/WAGES	48,425	50,174	51,480	34,435	24,052	34,435
380-138-000-000	MEDICARE/FICA	697	742	774	499	331	500
380-139-000-000	EMPLOYEE BENEFIT PLAN	8,539	8,938	9,158	6,233	4,354	6,235
380-140-000-000	RETIREMENT PLAN	10,444	11,139	11,207	7,541	5,307	7,540
380-141-000-000	SUI	198	232	336	336	294	330
380-142-000-000	HEALTH/LIFE INSURANCE	4,093	5,461	4,642	3,505	3,357	3,940
380-143-000-000	WORKERS COMP.INSURANCE	0	0	1,209	742	372	945
Total	SALARIES AND BENEFITS	72,396	76,686	78,806	53,291	38,067	53,925
380-210-000-000	OFFICE EXPENSE/SUPPLIES	1,802	1,307	774	1,000	0	2,000
380-219-000-000	OFFICE FURNITURE/MINOR	29	0	0	0	0	0
380-235-000-000	COMMUNICATIONS - DSL	2,200	2,406	2,480	2,000	400	2,000
380-249-000-000	COMPUTER MAINTENANCE SERVICES	12,618	3,627	8,661	5,000	1,040	7,500
380-250-000-000	PROFESSIONAL/SPECIAL SERVICES	7,256	7,197	6,785	10,500	6,918	10,500
380-268-000-000	TRAINING	1,432	999	999	750	0	750
380-270-000-000	COMDEX CONFERENCE	0	603	0	0	0	0
380-271-000-000	MILEAGE	0	108	55	0	0	0
Total	OPERATIONS AND MAINTENANCE	25,337	16,247	19,754	19,250	8,358	22,750
380-701-000-000	COMPUTER/UPGRADES/PLOTTER	3,367	2,308	0	1,500	112	2,500
380-701-020-000	NETWORK SERVER SYSTEM	0	7,413	0	0	0	0
Total	CAPITAL & OTHER	3,367	9,721	0	1,500	112	2,500
Total	INFORMATION SYSTEMS	101,100	102,654	98,560	74,041	46,537	79,175

10	GENERAL FUND							
	Total	*** Title Not Found ***	485,820	482,621	373,609	285,144	201,210	290,740

CITY OF GRAND TERRACE

DEPARTMENT: LAW ENFORCEMENT

The City contracts with the San Bernardino County Sheriff's Department to provide law enforcement services.

PROGRAMS/SERVICES

- 248 hours per week of patrol services
- 40 hours per week of detective services
- 40 hours per week of traffic enforcement services
- 40 hours per week of Sheriff's Service Specialist (Crime Prevention, Citizens on Patrol, red light camera citation review and community programs)
- Emergency backup and specialized law enforcement resources
- Access to sheriff's special units as needed:
 - Helicopter support
 - SWAT team and hostage negotiator
 - Narcotics Investigation Team
 - Fencing and Auto Theft Unit
 - Homicide
 - Polygraph examiners
 - Search and Rescue
 - Crime lab, ID (on scene evidence)
 - Western Nurses (body fluid evidence)
 - Arson and Bomb Unit
 - K-9 (Narcotics and Patrol)
 - Additional volunteer support (Reserves, Explorers)

06/04/2011

6:38PM

CITY OF GRAND TERRACE

10 GENERAL FUND							
410 LAW ENFORCEMENT							
<i>Account Number</i>		<i>2008 Actuals</i>	<i>2009 Actuals</i>	<i>2010 Actuals</i>	<i>2010-11 Amended Budget</i>	<i>May 2011 Actuals</i>	<i>2012 Dept Req Update</i>
410-220-000-000	GAS & VEHICLE MAINTENANCE	0	2,066	45,024	58,000	21,155	58,000
410-250-000-000	SHERIFF OVERTIME	35,526	78,957	25,041	26,700	7,828	26,700
410-255-000-000	COWCAP -COUNTY COST ALLOCATION	50,878	51,591	50,913	54,818	45,240	57,275
410-256-000-000	CONTRACTUAL SERVICES-COUNTY	1,603,460	1,579,149	1,552,773	1,867,778	1,550,011	2,063,140
410-257-000-000	CRIME PREVENTION EXPENSES	0	0	236	800	0	500
410-258-000-000	CAL ID	9,285	9,285	13,088	17,500	13,108	13,500
410-259-000-000	COUNTY CHARGE BOOKING FEES	0	0	0	0	0	20,000
Total	OPERATIONS AND MAINTENANCE	1,699,149	1,721,048	1,687,075	2,025,596	1,637,342	2,239,115
410-701-000-000	LAW ENFORCEMENT EQUIPMENT	12,341	4,992	0	0	0	0
410-701-009-000	EQUIPMENT AND SUPPLIES HOMELAND S	0	20,536	0	0	0	0
410-701-011-000	CAPITAL EQUIP SUPPLIES - JAG GRANT	0	0	2,960	0	0	0
Total	CAPITAL & OTHER	12,341	25,528	2,960	0	0	0
Total	LAW ENFORCEMENT	1,711,490	1,746,576	1,690,035	2,025,596	1,637,342	2,239,115

CITY OF GRAND TERRACE

DEPARTMENT: CHILD CARE SERVICES

City of Grand Terrace Child Care Service is a fully licensed child care program operated by experienced child care educators. The program provides a structured environment for physical, intellectual, and social development of the child.

PROGRAMS/SERVICES

- **Before and After School** child care programs operate for 35 weeks at Terrace View and Grand Terrace Elementary; serves 59 school-age children attending Kindergarten through 6th grades. Snacks are served after school daily.
- **Off Track Programs** at both elementary school are provided all day when school is not in session. It operates for 15 weeks and serves 52 school age children. Lunches, morning snacks and afterschool snacks are served daily. Excursions are offered on a weekly basis to local parks, museums and a variety of other locations.
- **Winter Day Camp** is offered for 2 weeks during the holiday season and serves approximately 28 school age children.
- Year-round all day child care program serves 96 children from newborn to 5 years old. Lunches, morning snacks and afternoon snacks are served daily.
- **Tiny Tot program** operates daily at the Community Center/Lion's Club for three hours; accommodates 67 preschoolers from 3-5 years old for 48 weeks.

FTE STAFFING

1.00	DIRECTOR
2.00	ASSISTANT DIRECTORS
10.00	TEACHERS
3.00	TEACHER ASSTS
1.90	LEAD TEACHERS
<u>3.03</u>	SUBS
20.93	TOTAL FTE'S

06/04/2011

6:38PM

CITY OF GRAND TERRACE

10 GENERAL FUND							
440 CHILD CARE SERVICES							
		2008	2009	2010	2010-11	May 2011	2012
Account Number		Actuals	Actuals	Actuals	Amended Budget	Actuals	Dept Req Update
440-110-000-000	SALARIES/WAGES	615,145	562,488	532,171	534,780	373,150	521,800
440-138-000-000	MEDICARE/FICA	15,036	12,834	11,841	13,120	8,233	11,015
440-139-000-000	EMPLOYEE BENEFIT PLAN	58,222	66,181	65,683	58,691	42,289	59,495
440-140-000-000	RETIREMENT PLAN	111,330	110,796	106,067	98,174	73,668	101,400
440-141-000-000	S U I	7,629	7,591	10,435	9,348	8,820	11,720
440-142-000-000	HEALTH/LIFE INSURANCE	35,114	29,486	28,173	31,507	25,501	29,235
440-143-000-000	WORKERS COMP.INSURANCE	0	0	12,521	11,518	5,760	14,270
Total	SALARIES AND BENEFITS	842,476	789,376	766,891	757,138	537,421	748,935
440-210-000-000	OFFICE EXPENSE	944	1,320	1,734	1,800	850	1,800
440-219-000-000	OFFICE FURNITURE/MINOR EQUIP.	5,192	3,726	812	3,155	3,273	3,155
440-220-000-000	FOOD/LUNCH AND SNACKS	35,538	29,892	30,575	32,200	26,544	32,200
440-221-000-000	TINY TOT PROGRAM	1,637	1,411	1,744	2,060	1,054	2,060
440-223-000-000	SCHOOL AGE PROGRAM	5,063	3,849	3,439	4,821	2,280	4,820
440-225-000-000	HOLIDAY DAY CAMP	206	63	78	200	83	200
440-228-000-000	PRE-SCHOOL PROGRAMS	15,202	15,008	14,623	13,560	10,053	13,560
440-230-000-000	ADVERTISING	1,713	180	429	880	426	880
440-235-000-000	COMMUNICATIONS	8,328	3,511	4,930	5,500	5,062	5,500
440-238-000-000	UTILITIES	15,287	15,371	15,617	17,000	13,547	17,000
440-241-000-000	RENT/LEASE FACILITY	2,400	2,400	2,400	2,400	0	3,200
440-244-000-000	CUSTODIAL SERVICE	10,620	12,279	12,100	13,400	11,025	13,400
440-245-000-000	MAINTENANCE-BLDG & GROUNDS	27,470	4,501	3,327	4,460	2,791	4,460
440-246-000-000	MAINT/OPERATION OF EQUIPMENT	10,098	3,129	2,777	3,500	3,636	3,500
440-247-000-000	SECURITY/FIRE SYSTEM MAINT	1,761	1,500	1,500	1,500	1,500	1,500
440-270-000-000	TRAVEL, CONFERENCES & MEETINGS	1,413	760	1,745	150	150	2,060

06/04/2011

6:38PM

CITY OF GRAND TERRACE

10 GENERAL FUND							
440 CHILD CARE SERVICES							
<i>Account Number</i>		<i>2008 Actuals</i>	<i>2009 Actuals</i>	<i>2010 Actuals</i>	<i>2010-11 Amended Budget</i>	<i>May 2011 Actuals</i>	<i>2012 Dept Req Update</i>
440-271-000-000	MILEAGE	21	21-	0	200	0	200
440-272-000-000	FUEL & VEHICLE MAINTENANCE	1,246	3,298	1,577	2,900	2,325	3,200
Total	OPERATIONS AND MAINTENANCE	144,139	102,177	99,407	109,686	84,599	112,695
440-700-000-000	COMPUTER EQUIPMENT	1,994	0	567	556	556	2,000
440-702-000-000	CAPITAL/VEHICLES/STORAGE	1,720	1,438	0	0	0	0
440-704-000-000	IMPROVEMENTS-INTERIOR PAINTING	24,972	1,413	0	0	0	0
Total	COMPUTER EQUIPMENT	28,686	2,851	567	556	556	2,000
Total	CHILD CARE SERVICES	1,015,301	894,404	866,865	867,380	622,576	863,630

**CITY OF GRAND TERRACE
DEPARTMENT: PUBLIC WORKS
DIVISION: PARK MAINTENANCE**

Park Maintenance is under the direction of the Public Works Department with service implemented through the Park Maintenance Division. The division will maintain Richard Rollins Park, Pico Park, the Grand Terrace Senior Center, Child Care Center, Civic Center/Library complex and various greenbelt areas.

PROGRAMS/SERVICES

- Landscape Maintenance: Daily upkeep of all landscaped parks and parkways at City owned facilities including weekly mowing of over 30 acres of park area and the maintenance of 3 acres of landscaping.
- Irrigation: Maintenance of over 300 sprinklers and irrigation controllers.
- Building and Grounds: Maintenance of the Civic Center/Library, Child Care Center, Senior Center and park support facilities.
- Park Equipment and Facilities: Repair and installation of ballfield lights, park irrigation and ancillary support functions.

FTE STAFFING

1.30 PARK MAINTENANCE

1.30 TOTAL FTE'S

06/04/2011

6:38PM

CITY OF GRAND TERRACE

10 GENERAL FUND							
450 PARK MAINTENANCE							
<i>Account Number</i>		<i>2008</i>	<i>2009</i>	<i>2010</i>	<i>2010-11</i>	<i>May 2011</i>	<i>2012</i>
		<i>Actuals</i>	<i>Actuals</i>	<i>Actuals</i>	<i>Amended Budget</i>	<i>Actuals</i>	<i>Dept Req Update</i>
450-110-000-000	SALARIES/WAGES	79,607	73,279	39,254	42,594	31,208	42,595
450-115-000-000	OVERTIME	2,138	805	1,124	0	1,762	0
450-138-000-000	MEDICARE/FICA	1,898	1,792	549	620	445	620
450-139-000-000	EMPLOYEE BENEFIT PLAN	7,568	9,045	4,357	5,610	4,055	7,500
450-140-000-000	RETIREMENT PLAN	13,983	14,425	7,730	9,329	6,733	9,330
450-141-000-000	S U I	449	549	810	605	504	780
450-142-000-000	HEALTH/LIFE INSURANCE	5,188	6,964	2,921	3,796	3,647	9,240
450-143-000-000	WORKERS COMP.INSURANCE	0	0	716	917	458	1,165
Total	SALARIES AND BENEFITS	110,831	106,859	57,461	63,471	48,812	71,230
450-235-000-000	COMMUNICATION	705	696	621	700	505	700
450-238-000-000	UTILITIES & REFUSE REMOVAL	43,983	47,365	36,884	45,000	26,722	45,000
450-245-000-000	MAINT OF BUILDINGS & GROUNDS	35,694	50,843	37,580	50,000	10,198	40,000
450-246-000-000	MAINT/OPERATION OF EQUIPMENT	10,147	18,377	6,910	10,000	2,919	10,000
Total	OPERATIONS AND MAINTENANCE	90,529	117,281	81,995	105,700	40,344	95,700
450-701-000-000	MINOR EQUIPMENT	313	5,833	0	5,000	1,200	5,000
450-705-000-000	VEHICLES/TRAILERS	94,889	0	0	0	0	0
450-710-000-000	PARK ADDITIONS/IMPROVEMENTS	27,015	0	0	0	0	0
Total	CAPITAL & OTHER	122,217	5,833	0	5,000	1,200	5,000
Total	PARK MAINTENANCE	323,577	229,973	139,456	174,171	90,356	171,930
Total	*** Title Not Found ***	3,050,368	2,870,953	2,696,356	3,067,147	2,350,274	3,274,675

**CITY OF GRAND TERRACE
DEPARTMENT: PUBLIC WORKS
DIVISION: STORM DRAIN MAINTENANCE**

Maintains storm drain system throughout the City using City workforce.

PROGRAMS/SERVICES

- Cleans storm drains per requirements set forth by county storm water permit.
- Video storm drains for maintenance.

FTE STAFFING

0 FTE'S

10 GENERAL FUND							
631 STORM DRAIN MAINTENANCE							
<i>Account Number</i>		<i>2008 Actuals</i>	<i>2009 Actuals</i>	<i>2010 Actuals</i>	<i>2010-11 Amended Budget</i>	<i>May 2011 Actuals</i>	<i>2012 Dept Req Update</i>
631-255-000-000	CONTRACTUAL SERVICES	4,444	5,400	5,400	16,000	0	16,000
Total	OPERATIONS AND MAINTENANCE	4,444	5,400	5,400	16,000	0	16,000
Total	STORM DRAIN MAINTENANCE	4,444	5,400	5,400	16,000	0	16,000
Total	*** Title Not Found ***	43,317	16,394	13,041	107,891	64,716	99,668

06/04/2011

6:38PM

CITY OF GRAND TERRACE

10 GENERAL FUND
625 NPDES

<u>Account Number</u>	<u>2008 Actuals</u>	<u>2009 Actuals</u>	<u>2010 Actuals</u>	<u>2010-11 Amended Budget</u>	<u>May 2011 Actuals</u>	<u>2012 Dept Req Update</u>
625-110-000-000 SALARIES/WAGES	0	0	0	39,190	28,710	27,435
625-138-000-000 MEDICARE/FICA	0	0	0	570	491	400
625-139-000-000 EMPLOYEE BENEFIT PLAN	0	0	0	7,095	5,184	4,965
625-140-000-000 RETIREMENT PLAN	0	0	0	8,583	6,319	6,010
625-141-000-000 SUI	0	0	0	220	315	200
625-142-000-000 HEALTH/LIFE INSURANCE	0	0	0	3,020	2,833	2,390
625-143-000-000 WORKERS COMP.INSURANCE	0	0	0	845	422	750
Total SALARIES AND BENEFITS	0	0	0	59,523	44,274	42,150
625-210-000-000 OFFICE EXPENSE	0	0	0	618	142	435
625-220-000-000 SPECIAL DEPARTMENTAL EXPENSE	0	0	0	19,500	20,300	31,500
625-230-000-000 ADVERTISING	0	0	0	1,000	0	700
625-246-000-000 MAINTENANCE OEPRATIONS/EQUIPMENT	0	0	0	11,000	0	7,700
625-255-000-000 PROFESSIONAL SERVICES	38,873	10,994	7,641	0	0	0
625-268-000-000 TRAINING	0	0	0	250	0	175
625-271-000-000 MILEAGE	0	0	0	0	0	420
625-273-000-000 AUTO ALLOWANCE	0	0	0	0	0	588
Total OPERATIONS AND MAINTENANCE	38,873	10,994	7,641	32,368	20,442	41,518
Total NPDES	38,873	10,994	7,641	91,891	64,716	83,668

CITY OF GRAND TERRACE PLANNING COMMISSION

The Planning Commission is an Advisory Body to the City Council as approved by State Government Code, and set in the City Municipal Code and general procedures. The Planning Commission also serves as the Architectural Review Board and Board of Appeals on Code Enforcement, Planning, Building and Fire issues.

PROGRAMS/SERVICES

- To select from among their members a Chairperson and a Vice-Chairperson.
- To adopt rules and policies which will guide them in carrying out their responsibilities.
- Issue legally binding decisions and determine conditions of approval on Planning Projects within the City.
- Develop and maintain a General Plan, and the City Zoning Code, and to develop such specific plans as may be necessary or desirable.

FTE STAFFING

0 FTE'S

10 GENERAL FUND							
801 PLANNING COMMISSION							
<u>Account Number</u>		<u>2008</u>	<u>2009</u>	<u>2010</u>	<u>2010-11</u>	<u>May 2011</u>	<u>2012</u>
		<u>Actuals</u>	<u>Actuals</u>	<u>Actuals</u>	<u>Amended Budget</u>	<u>Actuals</u>	<u>Dept Req Update</u>
801-120-000-000	COMMISSION STIPENDS	1,800	2,350	2,350	2,500	1,600	2,200
801-138-000-000	MEDICARE/FICA	0	0	0	0	88	195
801-141-000-000	SUI	0	0	0	0	10	0
Total	SALARIES AND BENEFITS	1,800	2,350	2,350	2,500	1,698	2,395
801-220-000-000	SPECIAL DEPARTMENTAL EXP	49	82	67	0	0	0
801-270-000-000	TRAVEL/CONFERENCES/MEETINGS	0	260	0	0	0	0
801-274-000-000	PUBLICATIONS	100	115	0	0	0	0
Total	OPERATIONS AND MAINTENANCE	149	457	67	0	0	0
Total	PLANNING COMMISSION	1,949	2,807	2,417	2,500	1,698	2,395

**CITY OF GRAND TERRACE
DEPARTMENT: CITY CLERK
DIVISION: HISTORICAL AND CULTURAL ACTIVITIES COMMITTEE**

Committee preserves the history of Grand Terrace and facilitates cultural activities for the benefit of all citizens in the City.

PROGRAMS/SERVICES

- To select from among their members a Chairperson and a Vice-Chairperson.
- To adopt rules and policies which will guide them in carrying out their responsibilities.
- To make continuing efforts to seek out, select, identify and suitably preserve the historical records of Grand Terrace.
- To arrange for effective means to enhance all forms of cultural activities and expression in the City and to actively promote them.
- To coordinate the use of existing facilities for cultural and educational uses on a noninterference basis.
- To make reports and recommendations to the City Council as an advisory committee and to keep minutes of committee proceedings.
- Annual Art Show.
- Annual Country Fair.
- Annual City Birthday Party.
- Composed of seven members appointed by City Council.
- Correspond with Italian sister city.
- Search for articles in newspapers regarding Grand Terrace.

FTE STAFFING

0 FTE'S
(VOLUNTEERS)

10 GENERAL FUND
804 HISTORICAL/CULTURAL COMMITTEE

<i>Account Number</i>	<i>2008 Actuals</i>	<i>2009 Actuals</i>	<i>2010 Actuals</i>	<i>2010-11 Amended Budget</i>	<i>May 2011 Actuals</i>	<i>2012 Dept Req Update</i>
804-210-000-000 OFFICE EXPENSE	460	27	36	300	0	300
804-220-000-000 SPECIAL DEPARTMENTAL EXPENSE	618	212	291	900	1,137	900
Total OPERATIONS AND MAINTENANCE	1,078	239	327	1,200	1,137	1,200
Total HISTORICAL/CULTURAL COMMITTEE	1,078	239	327	1,200	1,137	1,200

CITY OF GRAND TERRACE
DEPARTMENT: COMMUNITY SERVICES
DIVISION: SENIOR CITIZENS' PROGRAM

The City provides facility and maintenance costs to support activities designed for the social interaction and health of the local senior citizen population. These programs are run by dedicated volunteers.

PROGRAMS/SERVICES

- A hot lunch is served each weekday to 25 - 40 individuals by Family Services Association utilizing approximately 20 volunteers and 2-6 staff from Government Subsidy Programs.
- A monthly general meeting and a monthly planning meeting.
- Information and Referral Office receives approximately 300 calls and 100 walkins each month.
- Provide recreation and meeting areas for various activities such as crafts, bridge, pinochle, bingo, Crime Prevention Committee and Citizens Patrol Board and general meetings.
- The new 7,000 sq. ft. Senior Center opened in July of 2009.
- Senior Community Gardens opened in October, 2009. Eight planters can offer as many as 92 individual plots for use by residents and members of the Sr. Center.

FTE STAFFING

0 FTE'S

06/04/2011

6:38PM

CITY OF GRAND TERRACE

10 GENERAL FUND							
805 SENIOR CITIZENS PROGRAM							
<u>Account Number</u>		<u>2008</u>	<u>2009</u>	<u>2010</u>	<u>2010-11</u>	<u>May 2011</u>	<u>2012</u>
		<u>Actuals</u>	<u>Actuals</u>	<u>Actuals</u>	<u>Amended Budget</u>	<u>Actuals</u>	<u>Dept Req Update</u>
805-110-000-000	SALARIES/WAGES	0	0	14,181	1,193	1,193	0
805-138-000-000	MEDICARE/FICA	0	0	206	17	17	0
805-140-000-000	RETIREMENT PLAN	0	0	3,133	126	126	0
805-141-000-000	STATE UNEMPLOYMENT INSURANCE	0	0	547	2-	2-	0
805-143-000-000	WORKERS COMP.INSURANCE	0	0	338	160	160	0
Total	SALARIES AND BENEFITS	0	0	18,405	1,494	1,494	0
805-210-000-000	OFFICE EXPENSE	96	0	1,136	0	0	0
805-219-000-000	OFFICE FURNITURE/MINOR EQUIP	0	0	8,280	693	693	0
805-220-000-000	SPECIAL DEPARTMENTAL EXPENSE	0	0	834	0	0	0
805-222-000-000	SENIOR CITIZENS' PUBLICATION	448	603	806	1,200	362	0
805-235-000-000	COMMUNICATIONS	383	343	1,229	1,200	1,496	3,000
805-238-000-000	UTILITIES	882	982	11,371	16,000	17,951	18,000
805-245-000-000	MAINTENANCE BLDG. & GROUNDS	1,824	7,874	1,135	8,000	1,215	5,000
805-246-000-000	MAINT/OPERATION OF EQUIPMENT	591	1,214	322	1,000	0	1,000
Total	OPERATIONS AND MAINTENANCE	4,224	11,016	25,113	28,093	21,717	27,000
Total	CAPITAL & OTHER	0	0	0	0	0	0
Total	SENIOR CITIZENS PROGRAM	4,224	11,016	43,518	29,587	23,211	27,000

CITY OF GRAND TERRACE

DEPARTMENT: EMERGENCY OPERATIONS COMMITTEE/CERT

Provides trained and prepared volunteers to assist the City in responding to emergency situations.

PROGRAMS/SERVICES

- Consists of seven committee members appointed by City Council.
- Assist City staff with the City's Emergency Operations Plan and Communications System.
- Promote an informed public response to emergency situations.
- Coordinate activities with the CERT (Citizens Emergency Response Team) Program.
- Educate residents on how to protect families and property during an emergency situation.

FTE STAFFING

0 FTE'S
(VOLUNTEERS)

06/04/2011

6:38PM

CITY OF GRAND TERRACE

10 GENERAL FUND							
808 EOC / CERT							
<u>Account Number</u>		<u>2008</u>	<u>2009</u>	<u>2010</u>	<u>2010-11</u>	<u>May 2011</u>	<u>2012</u>
		<u>Actuals</u>	<u>Actuals</u>	<u>Actuals</u>	<u>Amended Budget</u>	<u>Actuals</u>	<u>Dept Req Update</u>
808-210-000-000	OFFICE EXPENSE	919	456	411	950	178	950
808-221-000-000	CERT PROGRAM	0	4,819	2,773	3,000	1,988	3,000
808-235-000-000	COMMUNICATIONS	1,102	3,476	1,079	1,120	921	1,120
808-245-000-000	MAINT/BLDGS & GROUNDS	299	199	680	1,000	503	1,000
808-246-000-000	MAINT/OPERATION OF EQUIPMENT	1,570	1,145	853	1,000	696	1,000
808-247-000-000	EMERG EQUIP PURCH	4,030	1,231	741	2,000	1,789	2,000
808-248-000-000	REPLENISH FOOD RATIONS	175	445	331	400	0	400
Total	OPERATIONS AND MAINTENANCE	8,095	11,771	6,868	9,470	6,075	9,470
808-700-000-000	COMPUTER EQUIPMENT	392	733	103	500	334	500
808-701-000-000	EMERGENCY EQUIPMENT	0	0	758	0	0	0
808-702-000-000	CABINET & SHELVES	206	0	202	200	0	200
808-706-000-000	MEDICAL SUPPLIES	0	0	0	150	0	150
808-707-000-000	Comm. Equipment-CDBG	264	0	0	0	0	0
808-708-000-000	CERT GRANT	0	0	7,541	0	0	0
808-709-000-000	HOMELAND SECURITY (HSGP)	0	0	9,075	0	0	0
Total	COMPUTER EQUIPMENT	862	733	17,679	850	334	850
Total	EOC / CERT	8,957	12,504	24,547	10,320	6,409	10,320
Total	*** Title Not Found ***	16,208	26,566	70,809	43,607	32,455	40,915

06/04/2011

6:38PM

CITY OF GRAND TERRACE

10 GENERAL FUND							
999 COST ALLOCATION							
<u>Account Number</u>		<u>2008</u>	<u>2009</u>	<u>2010</u>	<u>2010-11</u>	<u>May 2011</u>	<u>2012</u>
		<u>Actuals</u>	<u>Actuals</u>	<u>Actuals</u>	<u>Amended Budget</u>	<u>Actuals</u>	<u>Dept Req Update</u>
999-998-110-000	O/H COST ALLOCATION - COUNCIL	48,496-	41,118-	55,901-	47,300-	23,650-	47,300-
999-998-120-000	O/H COST ALLOCATION - CITY MANAGER	462,820-	457,146-	272,398-	242,717-	121,358-	242,717-
999-998-125-000	O/H COST ALLOCATION - CITY CLERK	262,788-	263,909-	192,677-	191,490-	95,746-	191,490-
999-998-140-000	O/H COST ALLOCATION - FINANCE DEPT	364,736-	429,859-	323,252-	271,437-	135,718-	271,437-
999-998-160-000	O/H COST ALLOCATION -CITY ATTORNEY	98,474-	106,330-	85,219-	60,000-	30,000-	60,000-
999-998-172-000	O/H COST ALLOCATION - BUILDING & S	20,275	19,679	22,885	16,335	8,168	16,335
999-998-175-000	O/H COST ALLOCATION - PUBLIC WORKS	51,296	36,085	80,359	23,580	11,790	23,580
999-998-180-000	O/H COST ALLOCATION - COMM.EVNTS	90,772	116,728	14,525-	58,879	29,440	58,879
999-998-185-000	O/H COST ALLOCATION-RENTAL INSP	0	10,467	25,661	12,478	6,240	12,478
999-998-190-000	O/H COST ALLOCATION - NON-DPTL.	247,945-	253,508-	265,766-	220,843-	110,422-	220,843-
999-998-370-000	O/H COST ALLOCATION - CED	99,969	94,394	104,189	64,832	32,416	64,832
999-998-380-000	O/H COST ALLOCATION - GIS	101,297-	103,313-	98,559-	78,541-	39,270-	78,541-
999-998-410-000	O/H COST ALLOCATION - LAW ENFRMT	184,305	161,833	161,420	141,771	70,886	141,771
999-998-440-000	O/H COST ALLOCATION - CHILD CARE	237,044	217,962	235,319	164,398	82,200	164,398
999-998-450-000	O/H COST ALLOCATION - PARK MAINT.	38,816	27,862	27,162	20,523	10,262	20,523
999-998-631-000	O/H COST ALLOCATION - STORM DRAIN	537	570	13,142	4,588	2,294	4,588
999-998-801-000	O/H COST ALLOCATION - PLANNING CMM	2,629	2,619	2,304	1,990	996	1,990
999-998-804-000	O/H COST ALLOCATION-HC	32,143	31,624	25,376	23,970	11,986	23,970
999-998-805-000	O/H COST ALLOCATION- SENIOR CITIZ	10,307	10,558	20,135	10,584	5,292	10,584
999-998-808-000	O/H COST ALLOCATION - EOC	25,466	25,131	19,057	19,193	9,596	19,193
Total	TRANSFERS AND OTHER	792,997-	899,671-	571,288-	549,207-	274,598-	549,207-
Total	COST ALLOCATION	792,997-	899,671-	571,288-	549,207-	274,598-	549,207-
Total	*** Title Not Found ***	792,997-	899,671-	571,288-	549,207-	274,598-	549,207-

10	GENERAL FUND						
Total	GENERAL FUND	5,887,210	5,825,245	4,968,149	4,870,960	3,697,108	5,098,190
	Grand Total	5,887,210	5,825,245	4,968,149	4,870,960	3,697,108	5,098,190

10 GENERAL FUND

<i>Title/Object</i>	<i>2008 Actuals</i>	<i>2009 Actuals</i>	<i>2010 Actuals</i>	<i>2010-11 Amended Budget</i>	<i>May 2011 Actuals</i>	<i>2012 Dept Req Update</i>
110 SALARIES/WAGES	1,970,362	2,108,296	1,503,277	1,390,164	992,322	1,363,170
111 INTER/PT TEMPORARY HELP	0	0	21,080	0	0	0
115 OVERTIME	5,395	3,968	4,590	13,895	3,103	7,000
120 COMMISSION STIPENDS	16,717	17,401	16,332	17,500	10,591	20,200
138 MEDICARE/FICA	33,644	33,153	43,023	27,075	19,911	26,355
139 *** Title Not Found ***	172,694	232,714	219,024	202,797	144,364	206,575
140 RETIREMENT	392,719	412,226	308,504	289,002	205,223	293,885
141 *** Title Not Found ***	12,262	13,459	17,051	14,589	15,153	18,325
142 HEALTH/LIFE INSURANCE	123,445	128,190	98,899	103,863	103,324	112,350
143 WORKER'S COMP.INS.	0	0	35,428	30,076	14,760	37,290
209 CASH OVER/SHORT	83	0	69-	0	9	0
210 OFFICE EXPENSE	27,990	24,699	19,958	22,029	12,946	20,846
211 POSTAGE	8,635	7,103	9,297	10,000	7,984	10,000
212 COPYING EXPENSE	3,455	3,587	3,463	3,640	3,835	3,640
213 NEWSLETTER	9,190	10,440	0	0	0	0
215 COUNTY ADMIN FEE COLL PROP TAX	0	24,834	23,080	24,800	46	24,800
218 SMALL TOOLS	4,487	5,147	1,911	3,000	978	3,000
219 OFFICE FURNITURE & MINOR EQUIP	6,874	7,795	10,760	3,848	3,966	3,155
220 SPECIAL DEPARTMENTAL EXPENSE	46,890	44,356	101,745	120,834	79,281	133,134
221 TINY TOT PROGRAM	1,637	13,781	4,517	20,560	10,583	5,560
222 VOLUNTEER BANQUET/AWARD PROG	4,369	603	2,263	3,200	556	0
223 DAY CARE PROGRAMS	5,063	3,849	3,439	4,821	2,508	4,820
224 PRE-EMPLOYMENT PHYSICALS	2,569	1,716	923	1,900	807	2,500
225 CHRISTMAS DAY CAMP	206	63	78	200	83	200
226 CRIMINAL BACKGROUND CHECK	156	141	297	300	156	300
228 PRE-SCHOOL PROGRAMS	15,202	15,008	14,623	13,560	10,123	13,560
230 ADVERTISING	14,842	23,297	7,404	10,130	6,391	11,080
235 COMMUNICATIONS	24,814	23,230	23,883	21,645	21,455	23,445
238 UTILITIES	109,883	112,731	112,403	130,440	108,022	132,440
240 RENTS & LEASES - EQUIPMENT	8,148	5,909	5,194	5,500	4,042	5,500
241 RENT/LEASE FACILITY	3,659	3,828	3,828	3,840	1,428	4,640
242 RENT/LEASE OF PROPERTY	0	0	101	101	101	101
244 CUSTODIAL SERVICE	10,620	12,279	12,100	13,400	11,025	13,400
245 MAINT/BUILDINGS & GROUNDS	82,706	94,593	59,516	82,460	23,518	71,960
246 MAINTENANCE/OPERATION OF EQUIP	72,337	67,924	47,834	78,133	44,011	73,241
247 EMERGENCY EQUIPMENT PURCHASES	11,928	77,549	3,065	7,700	4,394	7,700
248 REPLENISH FOOD RATIONS	175	445	331	400	409	400

10 GENERAL FUND

<u>Title/Object</u>	<u>2008 Actuals</u>	<u>2009 Actuals</u>	<u>2010 Actuals</u>	<u>2010-11 Amended Budget</u>	<u>May 2011 Actuals</u>	<u>2012 Dept Req Update</u>
249 COMPUTER MAINTENANCE SERVICES	12,618	3,627	8,661	5,000	1,040	7,500
250 PROFESSIONAL/SPECIAL SERVICES	387,453	481,099	243,228	173,886	130,637	202,985
251 BANKING SERVICE CHARGES	1,162	5,472	5,072	6,000	6,086	6,000
255 *** Title Not Found ***	304,522	236,159	177,678	150,668	104,755	137,125
256 CONTRACTUAL SERVICES-COUNTY	1,656,288	1,631,514	1,624,581	1,972,962	1,645,678	2,167,324
257 WEED ABATEMENT - CONTRACT SV	54,984	57,823	59,576	63,800	52,658	64,030
258 CAL ID	21,169	24,462	28,641	33,355	28,963	29,355
259 COUNTY CHARGE BOOKING FEES	0	0	0	0	0	20,000
260 INSURANCE & SURETY BONDS	123,992	17,020	119,286	124,575	5,906	110,310
265 MEMBERSHIP & DUES	13,077	13,140	10,825	11,210	11,294	11,210
268 TRAINING	6,113	4,860	1,634	2,500	475	2,425
270 TRAVEL/CONFERENCES/MEETINGS	28,395	16,799	3,107	5,350	3,628	7,510
271 *** Title Not Found ***	143	407	717	600	45	1,020
272 FUEL & VEHICLE MAINTENANCE	28,548	30,413	18,471	22,900	16,161	23,200
273 *** Title Not Found ***	28,849	38,393	30,300	25,070	13,545	30,168
274 PUBLICATIONS	179	230	0	0	0	0
700 CAPITAL ITEMS	10,416	16,806	12,774	9,060	7,352	10,504
701 EMERGENCY EQUIPMENT	29,980	51,471	8,726	16,500	5,825	17,500
702 CAPITAL ITEMS/VEHICLES	1,926	1,438	202	16,050	101,412	200
704 IMPROVEMENTS-INTERIOR PAINTING	24,972	1,413	0	0	0	0
705 VEHICLES/TRAILERS	94,889	0	0	0	0	0
706 MEDICAL SUPPLIES	36,247	2,535	12,038	150	0	15,150
707 GIS ORTHO PHOTOS	7,764	0	0	0	0	0
708 CERT GRANT	0	0	7,541	0	0	0
709 HOMELAND SECURITY (HSGP)	0	0	9,075	0	0	0
710 MAINTENANCE EQUIPMENT	29,408	0	0	0	0	0
711 FIRE STATION IMPROVEMENTS	0	4,929	0	0	0	0
715 HONEYWELL LEASE PAYMENTS	15,374	0	0	0	0	0
720 EQUIPMENT & SERVICES-GRANTS	0	0	0	69,649	3,150	69,649
722 CANAL/MICHIGAN PARCELS PURCHASE	312,000	0	0	0	0	0
723 FIRE STATION IMPROVEMENTS (COUNTY AGRMNT	38,824	244,242	236,165	0	0	0
724 CITY CENTER DR OVERLAY (FS)	45,237	0	0	0	0	0
725 CITYWIDE OPTICON SYSTEM	0	52,945	0	0	0	0
998 TRANSFER-IN(OUT) COST ALLOC	792,997-	899,671-	571,288-	549,207-	274,598-	549,207-
999 OPERATING TRANSFERS OUT	162,522	253,405	181,987	35,480	0	59,660
Total GENERAL FUND	5,887,210	5,825,245	4,968,149	4,870,960	3,731,420	5,098,190




Special Revenue Funds

22795 Barton Road, Grand Terrace, California 92313

CITY OF GRAND TERRACE SPECIAL REVENUE/ENTERPRISE FUNDS FISCAL YEAR 2011-2012

- EXPENDITURES \$2,767,801
 - ▶ Street Fund \$187,100
 - ▶ Storm Drain Fund \$0
 - ▶ Park Fund \$16,629
 - ▶ AB 3229 Cops Fund \$0
 - ▶ AQMD Fund \$700
 - ▶ Gas Tax Fund \$434,738
 - ▶ Traffic Safety \$58,735
 - ▶ Facilities Development \$0
 - ▶ Measure I \$271,974
 - ▶ Waste Water \$1,673,760
 - ▶ Lighting\Landscape \$14,065
 - ▶ CDBG \$110,100
 - ▶ (includes transfers out)



**CITY OF GRAND TERRACE
FUND BALANCE SUMMARY
PROJECTED FUND BALANCES THROUGH June 30, 2012
SPECIAL REVENUE / ENTERPRISE FUNDS ONLY
PRELIMINARY FY 2011-12 BUDGET**

	BEGINNING (Revised) Fund Balance at 7/01/11	BEGINNING (Revised) Changes in Designation or Reservation 07/01/11	FY 2011-12 Est. REVENUES	FY 2011-12 Proposed EXPENDITURES	ENDING FUND BALANCE RESERVE			
					DESIGNATED or Reserved 06/30/12	PROJECTED AVAILABLE 6/30/12	Reserve Total 06/30/12	
11 STREET IMPROVEMENT FUND	752,411	0	7,000	(187,100)	0	572,311	572,311	11
12 STORM DRAIN IMPROVEMENT FUND	64,919	0	350	0	0	65,269	65,269	12
13 PARK IMPROVEMENT FUND	218,791	0	7,100	(16,629)	0	209,262	209,262	13
14 AB3229 COPS SLESF	0	0	0	0	0	0	0	14
15 AIR QUALITY IMPROVEMENT FUND	55,666	0	14,250	(700)	0	69,216	69,216	15
16 GAS TAX FUND	92,147	0	405,860	(434,738)	0	63,269	63,269	16
17 TRAFFIC SAFETY FUND	(40,624)	0	70,000	(58,735)	0	(29,359)	(29,359)	17
19 FACILITIES DEVELOPMENT FUND	206,343	0	200	0	0	206,543	206,543	19
20 MEASURE I FUND	84,251	0	216,913	(271,974)	0	29,190	29,190	20
21 WASTE WATER DISPOSAL FUND	1,563,611	0	1,495,300	(1,673,760)		1,385,151	1,385,151	21
21 WWD - DESG CAPITAL FEES	1,022,960	0			1,022,960		1,022,960	22
22 CDBG	0	0	110,100	(110,100)	0	0	0	22
26 LSCPG/ LGHTG ASSESSMENT DISTR	2,187	0	14,335	(14,065)	0	2,457	2,457	26
TOTAL OTHER FUNDS	4,022,662	0	2,341,408	(2,767,801)	1,022,960	2,573,309	3,596,269	

NOTES:

A. BEGINNING FUND BALANCE RESERVE

Represents the Original Projected Ending Fund Balance Reserve and includes:

- 1 Council adopted budget adjustment increases or decreases.
- Beginning Fund Balance is an indication of the projected available financial resources available to agency to undertake activities and relies on staff ability to project current FY budget outcome.

B. CHANGES IN DESIGNATION AND RESERVATIONS OF FUND BALANCE RESERVE

Represents the amount of resources that is earmarked for a special purpose or project.

- 1 WWD Fund - Segregates Capital Fees from Fund Balance from GT line maintenance operations

C. Estimated revenue

Represents revenue reasonably determined to be due and received by the City and CRA in FY 2011-12. Revenue estimates rely on:

- 1 Historical revenues
- 2 Influence of general economy trends.
- 3 State of California legislation
- 4 Federal legislation

**CITY OF GRAND TERRACE
FUND BALANCE SUMMARY
PROJECTED FUND BALANCES THROUGH June 30, 2012
SPECIAL REVENUE / ENTERPRISE FUNDS ONLY
PRELIMINARY FY 2011-12 BUDGET**

- 5 Information from consultants.
- 6 Staff input.

D. Proposed Expenditures

Represents expenditures determined to be needed for FY 2011-12 to carry out and maintain a level of municipal services including:

- 1 Public Safety
- 2 Building and Planning
- 3 Economic Development
- 4 Code Enforcement
- 5 Cultural, recreational and historical activities

E Ending Fund Balance Reserve

Ending Fund Balance is an indication of the projected available financial resources that would be left over assuming:

- 1 Projected beginning Fund Balance is reasonably accurate.
- 2 Revenue received in FY 2011-12 approximates amount estimated.
- 3 Proposed expenditures are approved, adopted and all spent in FY 2011-12.

Budget Summary Report
CITY OF GRAND TERRACE

Fiscal Year: 2012

<i>Fund</i>	<i>2008 Actuals</i>	<i>2009 Actuals</i>	<i>2010 Actuals</i>	<i>2010-11 Amended Budget</i>	<i>May 2011 Actuals</i>	<i>2012 Dept Req Update</i>
<u>SPECIAL REVENUE AND ENTERPRISE FUNDS</u>						
11 STREET FUND						
Revenue:	425,121	147,822	58,147	4,000	464,607	7,000
Expenditure:	20,000	135,986	7,826	91,500	0	187,100
Net Budget:	405,121	11,836	50,321	-87,500	464,607	-180,100
12 STORM DRAIN FUND						
Revenue:	63,782	2,812	3,864	500	2,311	350
Expenditure:	10,289	15,606	14,044	0	0	0
Net Budget:	53,493	-12,794	-10,180	500	2,311	350
13 PARK FUND						
Revenue:	583,833	8,080	1,733	7,250	7,518	7,100
Expenditure:	301,076	39,921	47,214	16,629	804	16,629
Net Budget:	282,757	-31,841	-45,481	-9,379	6,714	-9,529
14 SLESF (AB3229 COPS)						
Revenue:	292,573	290,417	286,026	100,000	88,771	0
Expenditure:	292,574	290,416	286,025	100,000	83,582	0
Net Budget:	-1	1	1	0	5,189	0

Format Name: = '2012GTPREL'

Budget Summary Report
CITY OF GRAND TERRACE

Fiscal Year: 2012

<i>Fund</i>	<i>2008 Actuals</i>	<i>2009 Actuals</i>	<i>2010 Actuals</i>	<i>2010-11 Amended Budget</i>	<i>May 2011 Actuals</i>	<i>2012 Dept Req Update</i>
15 AIR QUALITY IMPROVEMENT FUND						
Revenue:	16,352	15,518	14,180	14,350	11,300	14,250
Expenditure:	1,008	3,386	338	32,700	32,226	700
Net Budget:	15,344	12,132	13,842	-18,350	-20,926	13,550
16 GAS TAX FUND						
Revenue:	271,386	415,467	458,016	364,303	227,396	405,860
Expenditure:	432,405	409,591	421,248	353,459	262,890	434,738
Net Budget:	-161,019	5,876	36,768	10,844	-35,494	-28,878
17 TRAFFIC SAFETY FUND						
Revenue:	65,536	76,112	216,526	85,000	67,487	70,000
Expenditure:	62,380	198,358	147,070	85,650	52,706	58,735
Net Budget:	3,156	-122,246	69,456	-650	14,781	11,265
18 T D A FUND						
Revenue:	0	0	0	0	0	0
Expenditure:	0	0	0	0	0	0
Net Budget:	0	0	0	0	0	0
19 FACILITIES FUND						
Revenue:	197,554	4,553	3,121	800	1,826	200
Expenditure:	27,762	0	0	0	0	0
Net Budget:	169,792	4,553	3,121	800	1,826	200

Budget Summary Report
CITY OF GRAND TERRACE

Fiscal Year: 2012

<i>Fund</i>	<i>2008 Actuals</i>	<i>2009 Actuals</i>	<i>2010 Actuals</i>	<i>2010-11 Amended Budget</i>	<i>May 2011 Actuals</i>	<i>2012 Dept Req Update</i>
20 MEASURE "I" FUND						
Revenue:	192,773	158,368	138,524	440,165	290,905	216,913
Expenditure:	393,180	174,450	113,774	462,007	74,672	271,974
Net Budget:	-200,407	-16,082	24,750	-21,842	216,233	-55,061
21 WASTE WATER DISPOSAL FUND						
Revenue:	1,633,369	1,541,217	1,523,602	1,501,800	983,931	1,495,300
Expenditure:	1,587,828	1,692,723	1,669,794	1,677,535	1,042,350	1,673,760
Net Budget:	45,541	-151,506	-146,192	-175,735	-58,419	-178,460
22 CDBG						
Revenue:	0	0	0	154,379	229,269	110,100
Expenditure:	0	0	0	154,379	236,442	110,100
Net Budget:	0	0	0	0	-7,173	0
26 LNDS CP & LGTG ASSESSMENT DIST						
Revenue:	14,456	11,843	11,687	14,335	8,738	14,335
Expenditure:	7,906	13,154	7,479	14,065	6,179	14,065
Net Budget:	6,550	-1,311	4,208	270	2,559	270
Total Revenues: SPEC REV & ENTPR	3,756,735	2,672,209	2,715,426	2,686,882	2,384,059	2,341,408
Total Expenditures: SPEC REV & ENTPR	3,136,408	2,973,591	2,714,812	2,987,924	1,791,851	2,767,801
Grand Total Net Change: SPEC REV &	<u>620,327</u>	<u>-301,382</u>	<u>614</u>	<u>-301,042</u>	<u>592,208</u>	<u>-426,393</u>



Special Revenue Funds

Revenues

22795 Barton Road, Grand Terrace, California 92313

<u>Account Number</u>	<u>2008 Actuals</u>	<u>2009 Actuals</u>	<u>2010 Actuals</u>	<u>2010-11 Amended Budget</u>	<u>May 2011 Actuals</u>	<u>2012 Estimate - 2nd</u>
11 STREET FUND						
300-02 AB 2928 TRAFFIC CONGESTION REL	0	106,010	0	0	0	0
600-01 INVESTMENT EARNINGS	31,120	15,037	4,153	4,000	1,067	2,000
800-04 ARTERIAL IMPROVEMENT FEE	328,731	20,775	48,842	0	425,972	5,000
800-05 TRAFFIC SIGNAL IMPROVEMENT FEE	65,270	6,000	5,152	0	37,568	0
Total STREET FUND	425,121	147,822	58,147	4,000	464,607	7,000
12 STORM DRAIN FUND						
600-01 INVESTMENT EARNINGS	3,670	1,511	361	500	77	350
800-01 CAPITAL IMPROVEMENT FEES	60,112	1,301	3,503	0	2,234	0
Total STORM DRAIN FUND	63,782	2,812	3,864	500	2,311	350
13 PARK FUND						
600-01 INVESTMENT EARNINGS	20,551	5,402	1,227	1,250	277	1,100
700-02 PARK DONATIONS	4,250	2,678	0	0	0	0
800-01 CAPITAL IMPROVEMENT FEES	559,032	0	506	6,000	7,241	6,000
Total PARK FUND	583,833	8,080	1,733	7,250	7,518	7,100
14 SLESF (AB3229 COPS)						
300-01 AB3229 COPS ALLOCATION	101,502	98,674	102,840	100,000	88,771	0
600-01 INVESTMENT EARNINGS	0	0	1	0	0	0
800-00 TRANSFER IN	191,071	143,649	183,185	0	0	0
800-17 TRANSFER FROM TRAFFIC SAFETY	0	48,094	0	0	0	0
Total SLESF (AB3229 COPS)	292,573	290,417	286,026	100,000	88,771	0
15 AIR QUALITY IMPROVEMENT FUND						
300-01 AQMD/DMV FEE - SUBVENTION	14,786	14,546	13,839	14,000	7,479	14,000
600-01 INVESTMENT EARNINGS	1,566	972	341	350	92	250

		2008	2009	2010	2010-11	May 2011	2012
<u>Account Number</u>		<u>Actuals</u>	<u>Actuals</u>	<u>Actuals</u>	<u>Amended Budget</u>	<u>Actuals</u>	<u>Estimate - 2nd</u>
Total	AIR QUALITY IMPROVEMENT FUND	16,352	15,518	14,180	14,350	7,571	14,250
16	GAS TAX FUND						
300-02	TRAFFIC CONGESTION RELIEF -PROP 42	0	0	113,478	124,908	0	0
300-20	HIGHWAY USER TAX 2103	0	0	0	0	65,771	140,905
300-21	GAS TAX - 2105	73,262	67,319	68,475	66,578	53,472	67,050
300-22	GAS TAX - 2106	49,961	45,896	46,997	45,644	37,407	46,015
300-23	GAS TAX - 2107	98,037	89,597	91,264	88,693	70,653	89,230
300-24	GAS TAX - 2107.5	3,000	3,000	3,000	3,000	0	3,000
600-01	INVESTMENT EARNINGS	2,726	101-	60	0	93	0
800-00	TRANSFERS IN	44,400	175,750	100,000	0	0	0
800-10	SWEEP FEE & PAVEMENT MGMT TRANSFER	0	34,006	34,742	35,480	0	58,680
Total	GAS TAX FUND	271,386	415,467	458,016	364,303	227,396	404,880
17	TRAFFIC SAFETY FUND						
300-01	REIMB CROSSING GUARD -C.U.S.D.	0	0	9,233	0	0	0
500-03	VEHICLE CODE FINES	64,735	75,686	207,197	85,000	67,441	70,000
600-01	INVESTMENT EARNINGS	801	426	96	0	46	0
Total	TRAFFIC SAFETY FUND	65,536	76,112	216,526	85,000	67,487	70,000
18	T D A FUND						
Total	T D A FUND	0	0	0	0	0	0
19	FACILITIES FUND						
600-01	INVESTMENT EARNINGS	8,643	3,787	1,057	800	50	200
800-01	GENERAL FACILITIES DEV FEE	136,923	766	2,064	0	1,102	0
800-02	PUBLIC FACILITIES DEV FEE	51,988	0	0	0	674	0
Total	FACILITIES FUND	197,554	4,553	3,121	800	1,826	200
20	MEASURE "I" FUND						

<u>Account Number</u>	<u>2008</u> <u>Actuals</u>	<u>2009</u> <u>Actuals</u>	<u>2010</u> <u>Actuals</u>	<u>2010-11</u> <u>Amended Budget</u>	<u>May 2011</u> <u>Actuals</u>	<u>2012</u> <u>Estimate - 2nd</u>
300-01 MEASURE I - 1/2CENT SALES TAX	185,607	157,186	138,111	145,000	114,435	140,000
300-03 STIMULUS GRANT FUNDS	0	0	0	294,665	111,816	76,413
600-01 INVESTMENT EARNINGS	7,166	1,182	413	500	175	500
Total MEASURE "I" FUND	192,773	158,368	138,524	440,165	226,426	216,913
21 WASTE WATER DISPOSAL FUND						
400-20 SERVICE CHARGE	1,468,832	1,483,162	1,507,971	1,468,800	980,367	1,468,800
400-23 DELINQ SVC CHG/TAX ROLL	75	455	0	500	0	500
400-25 SEWER CONNECTION FEES -G.T.	36,300	600	300	12,000	300	12,000
600-01 INVESTMENT EARNINGS	123,066	55,858	15,282	18,000	3,009	12,000
600-11 INVESTMENT EARNINGS: RESERVE	5,096	1,142	49	2,500	255	2,000
Total WASTE WATER DISPOSAL FUND	1,633,369	1,541,217	1,523,602	1,501,800	983,931	1,495,300
22 CDBG						
300-08 COMMUNITY DEV BLOCK GRANT	0	0	0	154,379	81,800	110,100
300-11 CDBG PROJECTS	0	0	0	0	147,469	0
Total CDBG	0	0	0	154,379	229,269	110,100
26 LNDSCP & LGTG ASSESSMENT DIST						
100-01 TAX ROLL ASSESSMENTS	5,684	5,529	5,928	5,635	3,402	5,635
100-02 PICO/ORIOLE ASSESSMENT DIST	5,124	5,079	4,484	5,100	3,867	5,100
100-03 FORREST CITY/III ASSESS.DIST	3,648	1,217	1,217	3,600	1,230	3,600
103-01 PENALTY & INTEREST	0	18	58	0	239	0
Total LNDSCP & LGTG ASSESSMENT DIST	14,456	11,843	11,687	14,335	8,738	14,335
Grand Total	3,756,735	2,672,209	2,715,426	2,686,882	2,315,851	2,340,428



Special Revenue Funds

Expenditures

22795 Barton Road, Grand Terrace, California 92313

CITY OF GRAND TERRACE

SPECIAL REVENUE FUND: STREETS

FUND 11

Established as a special revenue fund to account for the collection and expenditure of arterial improvement and traffic signal development fees. Fees are derived exclusively from new development. State grant funds for traffic congestion relief (AB2928) have also been recorded in this fund.

PROGRAMS/SERVICES

- Supplement Gas Tax revenues.
- Provide Street Capital Improvement funds.
- Provide funds for major street improvements.
- Provide funds for traffic signal construction.
- Maintenance staff and Public Works staff may be used for Street Fund projects.

FTE STAFFING

0 FTE'S

11 STREET FUND							
<i>Account Number</i>		<i>2008 Actuals</i>	<i>2009 Actuals</i>	<i>2010 Actuals</i>	<i>2010-11 Amended Budget</i>	<i>May 2011 Actuals</i>	<i>2012 Dept Req Update</i>
Total	STREET PROJECTS	0.00	0.00	0.00	0.00	0.00	0.00
Total	CONTRACTUAL SERVICES	0.00	0.00	0.00	0.00	0.00	0.00
Total	OTHER PROJECTS	0.00	0.00	0.00	0.00	0.00	0.00
999-998-000-000	TSF-IN(OUT) O/H COST ALLOC	0.00	13,841.00	943.00	0.00	0.00	1,500.00
999-999-000-000	OPERATING TRANSFER OUT	20,000.00	122,145.21	6,883.32	91,500.00	0.00	185,600.00
Total	TRANSFERS	20,000.00	135,986.21	7,826.32	91,500.00	0.00	187,100.00
Total	STREET FUND	20,000.00	135,986.21	7,826.32	91,500.00	0.00	187,100.00

CITY OF GRAND TERRACE

SPECIAL REVENUE FUND: STORM DRAIN

FUND 12

Storm Drain Fund is a special revenue fund established by City Ordinance. Fees are set under Municipal Code 4.80.010,C for Capital Improvement And Maintenance Fees. Funds are to be used for capital improvements and major repairs of City storm drain system. Fees are derived exclusively from development.

PROGRAMS/SERVICES

- Provide funds for capital improvement projects.
- Provide funds for major repairs.
- Improve drainage systems within City.
- Maintenance staff and Public Works staff may be used for Storm Drain projects.

FTE STAFFING

0 FTE'S

12 STORM DRAIN FUND							
<i>Account Number</i>		<i>2008 Actuals</i>	<i>2009 Actuals</i>	<i>2010 Actuals</i>	<i>2010-11 Amended Budget</i>	<i>May 2011 Actuals</i>	<i>2012 Dept Req Update</i>
903-701-000-000	NPDES AGREEMENT	8,877.00	14,923.00	10,580.00	0.00	0.00	0.00
903-703-000-000	STORM DRAIN REPAIR/IMPROVMENTS	0.00	150.00	0.00	0.00	0.00	0.00
Total	DRAINAGE IMPROVEMENT	8,877.00	15,073.00	10,580.00	0.00	0.00	0.00
999-998-000-000	TSF-IN(OUT) O/H COST ALLOC	1,412.00	533.00	3,464.00	0.00	0.00	0.00
Total	TRANSFERS	1,412.00	533.00	3,464.00	0.00	0.00	0.00
Total	STORM DRAIN FUND	10,289.00	15,606.00	14,044.00	0.00	0.00	0.00

CITY OF GRAND TERRACE SPECIAL REVENUE FUND: PARK DEVELOPMENT FUND

Park Development Fund is a special revenue fund established by City Ordinance. Fees are set under Municipal Code 4.80.010, B for Capital Improvement And Maintenance Fees. Funds are to be used for capital improvements and major maintenance of City parks. Fees are derived exclusively from development.

PROGRAMS/SERVICES

- Acquisition and capital improvements of parks.
- Major improvements/repairs of existing parks.
- Maintenance staff and Public Works staff may be used for Park Development projects.

FTE STAFFING

0 FTE'S

13 PARK FUND							
<i>Account Number</i>		<i>2008 Actuals</i>	<i>2009 Actuals</i>	<i>2010 Actuals</i>	<i>2010-11 Amended Budget</i>	<i>May 2011 Actuals</i>	<i>2012 Dept Req Update</i>
Total	PARK EQUIPMENT	0.00	0.00	0.00	0.00	0.00	0.00
445-706-000-000	FIELD REHAB - PICO PARK	35,470.00	10,708.85	0.00	15,000.00	0.00	15,000.00
445-707-000-000	PASSIVE PARK - MT V/DEBERRY	221,299.24	0.00	0.00	0.00	0.00	0.00
445-709-000-000	ROLLINS FIELD SOCCER LIGHTS	5,438.00	646.68	0.00	0.00	0.00	0.00
445-710-000-000	ORANGE GROVE PARKWAY	0.00	17,827.27	39,516.75	0.00	0.00	0.00
Total	PARK PROJECTS	262,207.24	29,182.80	39,516.75	15,000.00	0.00	15,000.00
999-998-000-000	TSF-IN(OUT) O/H COST ALLOC PARK FUN	38,869.00	10,738.00	7,697.00	1,629.00	804.00	1,629.00
Total	TRANSFERS	38,869.00	10,738.00	7,697.00	1,629.00	804.00	1,629.00
Total	PARK FUND	301,076.24	39,920.80	47,213.75	16,629.00	804.00	16,629.00

**CITY OF GRAND TERRACE
SPECIAL REVENUE FUND: AB3229 COPS GRANT (SLESF)
FUND 14**

Assembly Bill - AB3229 established a COPS Program (Citizen's Option for Public Safety) for local agencies. Funds are used for "front line" law enforcement or crime prevention activities. Money must supplement not supplant existing funding. This State funding requires appropriation each fiscal year.

City is required to report its appropriations and actual expenditures to a county oversight committee consisting of law enforcement and local government officials.

PROGRAMS/SERVICES

- Sheriff Special Services Officer
- One General Law 40 hour patrol car
- Citizen's Patrol Liaison
- Community Service Programs

FTE STAFFING

0 FTE'S
(COUNTY CONTRACT)

14 SLESF (AB3229 COPS)						
<i>Account Number</i>	<i>2008 Actuals</i>	<i>2009 Actuals</i>	<i>2010 Actuals</i>	<i>2010-11 Amended Budget</i>	<i>May 2011 Actuals</i>	<i>2012 Dept Req Update</i>
411-223-000-000 CITIZEN PATROL UNIFORMS	10.72	0.00	0.00	0.00	0.00	0.00
411-256-000-000 CONTRACTUAL SERVICES - COUNTY	292,062.51	289,916.25	285,525.36	99,500.00	83,332.00	0.00
Total COPS PROJECTS	292,073.23	289,916.25	285,525.36	99,500.00	83,332.00	0.00
999-998-000-000 TSF-IN(OUT) O/H COST ALLOC	500.00	500.00	500.00	500.00	250.00	0.00
Total TRANSFERS	500.00	500.00	500.00	500.00	250.00	0.00
Total SLESF (AB3229 COPS)	292,573.23	290,416.25	286,025.36	100,000.00	83,582.00	0.00

CITY OF GRAND TERRACE

SPECIAL REVENUE FUND: AIR QUALITY IMPROVEMENT

FUND 15

Air Quality Improvement Fund is a special revenue fund to account for fees received from the California Department of Motor Vehicles (DMV), and its expenditure which is legally restricted to air quality improvement. The City of Grand Terrace has adopted Ordinance No. 135, Mobile Source Air Pollution Ordinance to support projects and programs that reduce air pollution from motor vehicles in order to be eligible to receive AB2766 Subvention Funds. The DMV currently levies an additional \$4.00 on motor vehicle registration of which 40% is allocated to cities. Programs are administered by the Community and Economic Development Department, and Public Works Department.

PROGRAMS/SERVICES

- East Valley Traffic Demand Model update.
- Monitor and implement General Plan Objectives related to air quality.
- Monitor and implement mobile source air pollution reduction ordinance (TCMs) and CMP on all projects requiring discretionary review (i.e. CUP and SA).
- Promote air quality improvement to City residents and businesses.
- Co-fund AB2766 Discretionary Fund grant proposals.
- Co-fund Bike Lane grant improvements as needed.
- Liaison with subregional and regional agencies such as SANBAG and SCAG on transportation, land use and air quality issues.
- Pay for electric vehicle charging station.
- Provide periodic reports to AQMD on City Air Quality programs.

FTE STAFFING

0 FTE'S

15 AIR QUALITY IMPROVEMENT FUND

<u>Account Number</u>	<u>2008 Actuals</u>	<u>2009 Actuals</u>	<u>2010 Actuals</u>	<u>2010-11 Amended Budget</u>	<u>May 2011 Actuals</u>	<u>2012 Dept Req Update</u>
500-601-000-000 ELECTRICAL VEHICLE/STATIONS	307.74	336.52	296.65	0.00	0.00	0.00
500-705-000-000 VEHICLES/CAPITAL EQUIPMENT	0.00	0.00	0.00	32,000.00	31,875.52	0.00
500-706-000-000 CNG SINGLE FUELING STATION	0.00	2,348.88	0.00	0.00	0.00	0.00
Total AIR QUALITY FUND	307.74	2,685.40	296.65	32,000.00	31,875.52	0.00
999-998-000-000 TSF-IN(OUT) O/H COST ALLOC	700.00	700.00	41.00	700.00	350.00	700.00
Total TRANSFERS	700.00	700.00	41.00	700.00	350.00	700.00
Total AIR QUALITY IMPROVEMENT FUND	1,007.74	3,385.40	337.65	32,700.00	32,225.52	700.00

CITY OF GRAND TERRACE

SPECIAL REVENUE FUND: GAS TAX

FUND 16

Gas Tax Fund is a special revenue fund to account for the receipt of gas tax revenue and the allowable expenditure as restricted by Streets and Highways Code Section 2106, 2107, and 2107.5. Consumers are levied a gasoline tax of \$.18 gallon. City receives an apportionment of approximately 13% (\$.024) on a per capita basis. Expenditures are restricted to construction and maintenance of city streets and roads. Programs are directed by the Public Works Department and use maintenance staff as well as work release crews.

PROGRAMS/SERVICES

- Energy costs for street lights/traffic signals.
- Street sweeping.
- Architectural barrier removal.
- Weed control.
- Sewer cut repair.

FTE STAFFING

Allocated Employees

06/04/2011

5:24PM

CITY OF GRAND TERRACE

16 GAS TAX FUND							
		2008	2009	2010	2010-11	May 2011	2012
Account Number		Actuals	Actuals	Actuals	Amended Budget	Actuals	Dept Req Update
175-110-000-000	SALARIES/WAGES	0.00	0.00	104,963.26	88,742.00	64,306.27	88,745.00
175-115-000-000	OVERTIME	0.00	0.00	537.98	0.00	3,513.44	5,000.00
175-138-000-000	MEDICARE/FICA	0.00	0.00	1,562.28	1,287.00	1,099.58	1,290.00
175-139-000-000	EMPLOYEE BENEFIT PLAN	0.00	0.00	18,869.20	16,062.00	11,603.14	16,065.00
175-140-000-000	RETIREMENT PLAN	0.00	0.00	23,091.31	19,435.00	14,142.46	19,435.00
175-141-000-000	SUI	0.00	0.00	448.00	709.00	965.99	955.00
175-142-000-000	HEALTH/LIFE INSURANCE	0.00	0.00	10,977.23	10,220.00	9,845.41	11,545.00
175-143-000-000	WORKERS COMP INSURANCE	0.00	0.00	2,786.79	1,911.00	956.00	2,430.00
175-273-000-000	AUTO ALLOWANCE	0.00	0.00	0.00	210.00	0.00	210.00
Total	PUBLIC WORKS	0.00	0.00	163,236.05	138,576.00	106,432.29	145,675.00
510-238-000-000	UTILITIES (ELECTRICITY)	73,349.46	70,842.19	75,427.88	81,250.00	61,346.73	81,250.00
510-255-000-000	TRAFFIC SIGNAL MAINTENANCE	15,388.70	33,161.54	12,353.30	15,000.00	8,913.13	15,000.00
Total	STREET & SIGNAL LIGHTING	88,738.16	104,003.73	87,781.18	96,250.00	70,259.86	96,250.00
900-220-000-000	SPECIAL DEPARTMENTAL EXPENSE	7,708.59	12,543.25	1,311.75	550.00	438.92	550.00
900-221-000-000	SEC.2107.5- ENG. & ADMINISTR	2,781.65	3,042.60	0.00	0.00	0.00	0.00
900-253-000-000	DUMPING CHARGES	68.21	0.00	0.00	0.00	0.00	0.00
900-254-000-000	STREET SWEEPING	40,946.90	49,963.17	49,605.56	54,000.00	40,950.00	54,000.00
900-255-000-000	CONTRACT SVC - OVERLAY/SEALING	17.50	0.00	0.00	0.00	0.00	0.00
900-257-000-000	CONTRACTUAL SVC - PATCHING	46,096.00	93,306.96	2,650.16	29,450.00	22,945.86	53,630.00
900-258-000-000	CONTRACTUAL SVC-OTHER	80,615.13	66,144.00	17.23	0.00	0.00	0.00
900-260-000-000	CONTRACTUAL SVS-ARCH BARR REMV	106,101.00	51,085.00	17,474.00	0.00	0.00	0.00
900-999-000-000	TRANSFER OUT	0.00	0.00	68,113.74	0.00	0.00	50,000.00
Total	ROAD MAINTENANCE	284,334.98	276,084.98	139,172.44	84,000.00	64,334.78	158,180.00

16 GAS TAX FUND							
<i>Account Number</i>		<i>2008 Actuals</i>	<i>2009 Actuals</i>	<i>2010 Actuals</i>	<i>2010-11 Amended Budget</i>	<i>May 2011 Actuals</i>	<i>2012 Dept Req Update</i>
999-998-000-000	TSF-IN(OUT) O/H COST ALLOC	59,330.00	29,502.00	31,059.00	34,633.00	17,316.00	34,633.00
Total	TRANSFERS	59,330.00	29,502.00	31,059.00	34,633.00	17,316.00	34,633.00
Total	GAS TAX FUND	432,403.14	409,590.71	421,248.67	353,459.00	258,342.93	434,738.00

**CITY OF GRAND TERRACE
SPECIAL REVENUE FUND: TRAFFIC SAFETY
FUND 17**

Traffic Safety Fund is a special revenue fund that receives revenue from 50% of all fines and forfeitures of bail related to misdemeanors in the Vehicle Code of the City (section 1463, Penal Code). Expenditures are restricted to: (V.C. section 4220)

- Traffic control devices
- Traffic law enforcement supplies and equipment
- Construction and improvements of public streets, bridges and culverts
- May be used for crossing guards

PROGRAMS/SERVICES

- Part-time crossing guard services at Grand Terrace Elementary School, Vivienda Avenue crosswalk; reimbursed by school district.
- Provides partial funding for the additional COPS Grant deputy position described in AB3229 COPS Fund 14.

FTE STAFFING

.50 CROSSING GUARDS
.50 TOTAL FTE'S

06/04/2011

5:24PM

CITY OF GRAND TERRACE

17 TRAFFIC SAFETY FUND							
<i>Account Number</i>		<i>2008 Actuals</i>	<i>2009 Actuals</i>	<i>2010 Actuals</i>	<i>2010-11 Amended Budget</i>	<i>May 2011 Actuals</i>	<i>2012 Dept Req Update</i>
900-255-000-000	Contract Svcs	0.00	141,520.00	82,226.05	76,075.00	40,563.31	49,000.00
Total	ROAD SAFETY	0.00	141,520.00	82,226.05	76,075.00	40,563.31	49,000.00
910-110-000-000	SALARIES/WAGES	7,311.10	7,321.56	7,018.46	7,835.00	5,238.91	7,835.00
910-138-000-000	MEDICARE/FICA	551.61	551.93	537.38	600.00	390.17	600.00
910-140-000-000	RETIREMENT PLAN	0.00	0.00	0.00	0.00	61.64	0.00
910-141-000-000	S U I	211.68	217.66	285.17	376.00	270.95	490.00
910-143-000-000	WORKERS COMP.INSURANCE	560.00	0.00	165.19	169.00	84.00	215.00
Total	SCHOOL CROSSING GUARD	8,634.39	8,091.15	8,006.20	8,980.00	6,045.67	9,140.00
999-998-000-000	TSF-IN(OUT) O/H COST ALLOC	795.00	652.00	11,838.00	595.00	298.00	595.00
999-999-000-000	TRANSFER TO COPS FUND 14	52,950.00	48,094.00	45,000.00	0.00	0.00	0.00
Total	TRANSFERS	53,745.00	48,746.00	56,838.00	595.00	298.00	595.00
Total	TRAFFIC SAFETY FUND	62,379.39	198,357.15	147,070.25	85,650.00	46,906.98	58,735.00

18 T D A FUND							
<u>Account Number</u>		<u>2008</u> <u>Actuals</u>	<u>2009</u> <u>Actuals</u>	<u>2010</u> <u>Actuals</u>	<u>2010-11</u> <u>Amended Budget</u>	<u>May 2011</u> <u>Actuals</u>	<u>2012</u> <u>Dept Req Update</u>
Total	ARCHITECTURAL BARRIER REMOVAL	0.00	0.00	0.00	0.00	0.00	0.00
Total	T D A FUND	0.00	0.00	0.00	0.00	0.00	0.00

**CITY OF GRAND TERRACE
SPECIAL REVENUE FUND : FACILITIES DEVELOPMENT
FUND 19**

The Facilities Development Fund was new for the FY06-07 and was created to account for development fees collected for public use facilities and general facilities, including vehicles and equipment.

PROGRAMS/SERVICES

- The General Facilities fees will be used to acquire or construct additional general facilities, vehicles and equipment. They are not to be used for repair or rehabilitation of any existing general use building.
- The Public Use Facilities fees will be used to construct additional public use facility space that would benefit the citizens of Grand Terrace, and not for the rehabilitation of any existing public use facility.

<u>FTE STAFFING</u> 0 FTE'S

19 FACILITIES FUND							
<i>Account Number</i>	<i>2008 Actuals</i>	<i>2009 Actuals</i>	<i>2010 Actuals</i>	<i>2010-11 Amended Budget</i>	<i>May 2011 Actuals</i>	<i>2012 Dept Req Update</i>	
700-710-000-000 EQUIPMENT	8,312.91	0.00	0.00	0.00	0.00	0.00	0.00
700-718-000-000 PW YARD METAL BLDG	15,640.00	0.00	0.00	0.00	0.00	0.00	0.00
Total CAPITAL OUTLAY	23,952.91	0.00	0.00	0.00	0.00	0.00	0.00
999-998-000-000 TSF-IN(OUT) O/H COST ALLOC	3,809.00	0.00	0.00	0.00	0.00	0.00	0.00
Total TRANSFERS	3,809.00	0.00	0.00	0.00	0.00	0.00	0.00
Total FACILITIES FUND	27,761.91	0.00	0.00	0.00	0.00	0.00	0.00

CITY OF GRAND TERRACE

SPECIAL REVENUE FUND: MEASURE "I"

FUND 20

Measure "I" Fund is a special revenue fund to provide funds for road improvement and traffic management programs. One half of one percent (.50%) addition was added to the Sales tax rate in San Bernardino County in 1989 (current rate including .50% is 8.75%). Revenues are disbursed from the San Bernardino Transportation Authority. City is required to adopt a resolution approving a five year Capital Improvement Plan and a 20 year transportation plan, which is developed and processed by the Public Works Department. The Planning Commission should review the Measure "I" CIP periodically. These funds augment the Gas Tax funds and General Fund maintenance of effort required. Services are administered by Community Services and Building/Safety Departments.

PROGRAMS/SERVICES

- Road Maintenance (50%)
 - Street overlay/sealing contracts
 - Street patching
 - Major repairs and improvements
- Transportation/Traffic Management Projects (50%)
- Funds are being reserved according to Measure "I", 5 and 20-year Capital Improvement Program, approved by the City Council

FTE STAFFING

0 FTE'S

06/04/2011

5:24PM

CITY OF GRAND TERRACE

20 MEASURE "I" FUND							
<i>Account Number</i>		<i>2008 Actuals</i>	<i>2009 Actuals</i>	<i>2010 Actuals</i>	<i>2010-11 Amended Budget</i>	<i>May 2011 Actuals</i>	<i>2012 Dept Req Update</i>
Total	ROAD MAINTENANCE	0.00	0.00	0.00	0.00	0.00	0.00
200-708-000-000	MICHIGAN - REHAB	0.00	0.00	790.00	40,000.00	0.00	40,000.00
200-717-000-000	CITY-WIDE SLURRY PROGRAM	50,000.00	105,344.26	0.00	32,000.00	0.00	17,000.00
200-722-000-000	CRACK SEALING PROGRAM	19,950.00	0.00	0.00	9,000.00	0.00	24,000.00
200-723-000-000	CITY-WIDE STRIPING PROGRAM	46,335.01	39,600.00	0.00	7,000.00	0.00	7,000.00
200-725-000-000	TRAFFIC SIGNAL LA CADENA/BARTON	0.00	0.00	0.00	70,000.00	70,000.00	0.00
Total	INTERSECTIONS	116,285.01	144,944.26	790.00	158,000.00	70,000.00	88,000.00
999-998-000-000	TSF-IN(OUT) O/H COST ALLOC	50,299.00	29,506.00	11,000.00	9,342.00	4,672.00	9,342.00
999-999-000-000	OPERATING TRANSFER OUT - F47	0.00	0.00	58,000.00	0.00	0.00	0.00
999-999-001-000	OPERATING TRANSFER OUT - F46	200,000.00	0.00	0.00	294,665.00	0.00	174,632.00
999-999-002-000	OPERATING TRANSFER OUT - F44	26,595.84	0.00	43,983.99	0.00	0.00	0.00
Total	TRANSFERS	276,894.84	29,506.00	112,983.99	304,007.00	4,672.00	183,974.00
Total	MEASURE "I" FUND	393,179.85	174,450.26	113,773.99	462,007.00	74,672.00	271,974.00

CITY OF GRAND TERRACE

SPECIAL REVENUE FUND: WASTEWATER DISPOSAL

FUND 21

Wastewater Disposal Fund was established to account for the revenue and expenditure involved in the treatment of wastewater transmitted to the Colton Treatment Plant. Revenues include service fees and capital improvement fees charged for connections. Effective 10/1/99 billing was outsourced to Riverside Highland Water Co. The City pays Colton for sewer treatment service. The user fee charges received are also used for maintenance of the sewer lines within the city and the costs to cover the administration involved, such as billing service and processing liens for delinquent accounts. A reserve fund was established to prepare for future major system expenditures.

PROGRAMS/SERVICES

- Clean/repair sewer lines. (Public Works Department)
- Process user fees collected by Riverside Highland Water Company
- Calculation of user fees due to City of Colton.

FTE STAFFING

0.50	ANALYST
0.55	MAINTENANCE WORKER
<u>.15</u>	BUILDING AND SAFETY
1.20	TOTAL FTE'S

06/04/2011

5:24PM

CITY OF GRAND TERRACE

21 WASTE WATER DISPOSAL FUND

<u>Account Number</u>	<u>2008 Actuals</u>	<u>2009 Actuals</u>	<u>2010 Actuals</u>	<u>2010-11 Amended Budget</u>	<u>May 2011 Actuals</u>	<u>2012 Dept Req Update</u>
140-250-000-000 PROFESSIONAL SERVICES	0.00	0.00	0.00	0.00	7,957.90	0.00
Total FINANCE - WWD	0.00	0.00	0.00	0.00	7,957.90	0.00
175-110-000-000 SALARIES/WAGES	0.00	0.00	0.00	45,995.00	34,759.99	45,995.00
175-115-000-000 OVERTIME	0.00	0.00	0.00	0.00	953.95	1,500.00
175-138-000-000 MEDICARE/FICA	0.00	0.00	0.00	667.00	609.39	670.00
175-139-000-000 EMPLOYEE BENEFIT PLAN	0.00	0.00	0.00	8,325.00	6,284.85	8,325.00
175-140-000-000 RETIREMENT PLAN	0.00	0.00	0.00	10,073.00	7,657.76	10,075.00
175-141-000-000 SUI	0.00	0.00	0.00	336.00	467.93	435.00
175-142-000-000 HEALTH/LIFE INSURANCE	0.00	0.00	0.00	4,645.00	2,821.87	5,250.00
175-143-000-000 WORKERS COMP.INSURANCE	0.00	0.00	0.00	991.00	496.00	1,260.00
175-210-000-000 OFFICE EXPENSE	0.00	0.00	0.00	368.00	73.94	618.00
175-246-000-000 MAINT/OPERATION OF EQUIPMENT	0.00	0.00	0.00	600.00	0.00	600.00
175-250-000-000 PROFESSIONAL SERVICES	0.00	0.00	0.00	2,000.00	0.00	2,000.00
175-255-000-000 CONTRACTUAL SERVICES	0.00	0.00	0.00	31,920.00	0.00	0.00
175-270-000-000 TRAVEL/CONFERENCES/MEETINGS	0.00	0.00	0.00	0.00	200.00	0.00
175-271-000-000 MILEAGE	0.00	0.00	0.00	250.00	22.44	0.00
175-273-000-000 AUTO ALLOWANCE	0.00	0.00	0.00	630.00	0.00	420.00
Total PUBLIC WORKS	0.00	0.00	0.00	106,800.00	54,348.12	77,148.00
570-802-000-000 PAYMENTS/WST.WTR.TREATMENT	1,184,950.42	1,227,992.25	1,197,162.55	1,200,000.00	698,809.42	1,200,000.00
Total WASTEWATER DISPOSAL-COLTON	1,184,950.42	1,227,992.25	1,197,162.55	1,200,000.00	698,809.42	1,200,000.00
572-110-000-000 SALARIES/WAGES	63,548.45	66,641.18	55,833.87	0.00	0.00	0.00
572-115-000-000 OVERTIME	1,114.85	1,545.52	520.72	0.00	0.00	0.00
572-138-000-000 MEDICARE/FICA	1,186.28	1,114.18	977.46	0.00	0.00	0.00

21 WASTE WATER DISPOSAL FUND

<u>Account Number</u>	<u>2008 Actuals</u>	<u>2009 Actuals</u>	<u>2010 Actuals</u>	<u>2010-11 Amended Budget</u>	<u>May 2011 Actuals</u>	<u>2012 Dept Req Update</u>
572-139-000-000 EMPLOYEE BENEFIT PLAN	4,065.15	7,093.10	10,059.03	0.00	0.00	0.00
572-140-000-000 RETIREMENT PLAN	12,094.91	14,258.44	12,305.45	0.00	0.00	0.00
572-141-000-000 S U I	295.34	355.71	357.70	0.00	0.00	0.00
572-142-000-000 HEALTH/LIFE INSURANCE	4,848.90	6,882.39	3,965.18	0.00	1,650.88	0.00
572-143-000-000 WORKERS COMP.INSURANCE	5,217.00	0.00	1,436.43	0.00	0.00	0.00
572-210-000-000 OFFICE EXPENSE	39.00	0.00	160.67	0.00	0.00	0.00
572-246-000-000 MAINT/OPERATION OF EQUIP.	518.69	539.18	522.00	0.00	0.00	0.00
572-255-000-000 CONTRACTUAL SERVICES	10,307.83	11,609.19	15,174.45	10,000.00	9,872.75	0.00
Total WASTEWATER DISPOSAL-G.T.	103,236.40	110,038.89	101,312.96	10,000.00	11,523.63	0.00
573-250-000-000 PROFESSIONAL SERVICES - MANHOLES	27,765.00	1,650.00	0.00	0.00	0.00	0.00
573-602-000-000 SEWER RODDING/MAINTAINANCE	42,791.52	25,891.45	25,292.11	15,000.00	1,520.00	15,000.00
573-603-000-000 VIDEO INSPECTION -PIPES	0.00	9,100.00	0.00	12,500.00	0.00	12,500.00
573-604-000-000 DEPRECIATION EXPENSE	88,570.00	88,570.00	88,570.00	99,000.00	0.00	99,000.00
573-605-000-000 LAB TESTING	0.00	0.00	0.00	12,500.00	2,716.80	12,500.00
573-704-000-000 FLOW METER EQUIPMENT	0.00	0.00	0.00	100,000.00	600.00	100,000.00
Total LINE MAINTENANCE	159,126.52	125,211.45	113,862.11	239,000.00	4,836.80	239,000.00
625-110-000-000 SALARIES/WAGES	0.00	0.00	0.00	0.00	0.00	11,760.00
625-138-000-000 MEDICARE/FICA	0.00	0.00	0.00	0.00	0.00	170.00
625-139-000-000 EMPLOYEE BENEFIT PLAN	0.00	0.00	0.00	0.00	0.00	2,130.00
625-140-000-000 RETIREMENT SYSTEM	0.00	0.00	0.00	0.00	0.00	2,575.00
625-141-000-000 SUI	0.00	0.00	0.00	0.00	0.00	85.00
625-142-000-000 HEALTH/LIFE INSURANCE	0.00	0.00	0.00	0.00	0.00	1,025.00
625-143-000-000 WORKERS COMP. INSURANCE	0.00	0.00	0.00	0.00	0.00	325.00
625-210-000-000 OFFICE EXPENSE	0.00	0.00	0.00	0.00	0.00	190.00

21 WASTE WATER DISPOSAL FUND		2008	2009	2010	2010-11	May 2011	2012
Account Number		Actuals	Actuals	Actuals	Amended Budget	Actuals	Dept Req Update
625-220-000-000	SPECIAL DEPARTMENTAL EXPENSE	0.00	0.00	0.00	0.00	0.00	13,500.00
625-230-000-000	ADVERTISING	0.00	0.00	0.00	0.00	0.00	300.00
625-246-000-000	MAINTENANCE OPERATIONS.EQUIPMENT	0.00	0.00	0.00	0.00	0.00	3,300.00
625-268-000-000	TRAINING	0.00	0.00	0.00	0.00	0.00	75.00
625-271-000-000	MILEAGE	0.00	0.00	0.00	0.00	0.00	190.00
625-273-000-000	AUTO ALLOWANCE	0.00	0.00	0.00	0.00	0.00	252.00
Total	NPDES	0.00	0.00	0.00	0.00	0.00	35,877.00
999-998-000-000	TSF-IN(OUT) O/H COST ALLOC	140,514.00	129,481.00	157,454.00	121,735.00	60,868.00	121,735.00
999-999-000-000	OPERATING TRANSFER OUT - F16	0.00	0.00	100,000.00	0.00	0.00	0.00
999-999-016-000	TRANSFER TO GAS TAX FUND	0.00	100,000.00	0.00	0.00	0.00	0.00
Total	TRANSFERS	140,514.00	229,481.00	257,454.00	121,735.00	60,868.00	121,735.00
Total	WASTE WATER DISPOSAL FUND	1,587,827.34	1,692,723.59	1,669,791.62	1,677,535.00	838,343.87	1,673,760.00

CITY OF GRAND TERRACE

Community Development Block Grant

Program Expenditures for Federal Block Grant Program

PROGRAMS/SERVICES

Determined by Council for eligible costs

06/04/2011

5:24PM

CITY OF GRAND TERRACE

22 CDBG							
<u>Account Number</u>		<u>2008</u> <u>Actuals</u>	<u>2009</u> <u>Actuals</u>	<u>2010</u> <u>Actuals</u>	<u>2010-11</u> <u>Amended Budget</u>	<u>May 2011</u> <u>Actuals</u>	<u>2012</u> <u>Dept Req Update</u>
425-301-000-000	CITY HALL IMPROVEMENTS	0.00	0.00	0.00	43,496.00	7,172.50	53,092.00
425-302-000-000	SENIOR HOME REPAIR	0.00	0.00	0.00	17,883.00	0.00	39,017.00
425-305-000-000	FAMILY SERVICES	0.00	0.00	0.00	3,000.00	0.00	4,995.00
425-307-000-000	CODE ENFORCEMENT	0.00	0.00	0.00	0.00	0.00	8,000.00
425-308-000-000	LIBRARY LITERACY PROGRAM	0.00	0.00	0.00	10,000.00	0.00	4,996.00
Total	CDBG	0.00	0.00	0.00	74,379.00	7,172.50	110,100.00
999-999-000-000	OPERATING TRANSFER OUT	0.00	0.00	0.00	80,000.00	229,269.10	0.00
Total	TRANSFERS	0.00	0.00	0.00	80,000.00	229,269.10	0.00
Total	CDBG	0.00	0.00	0.00	154,379.00	236,441.60	110,100.00

CITY OF GRAND TERRACE
SPECIAL REVENUE FUND: LANDSCAPING AND LIGHTING ASSESSMENT DISTRICT
FUND 26

The City formed the Landscaping and Lighting Assessment District 89-1 and subsequently annexed two other parcels to it. The City maintains the lighting, appurtenant facilities and certain landscaping. The cost of servicing, operation, maintenance, repair and replacement of the landscaping, lighting and appurtenant facilities in turn, becomes the responsibility of the benefiting properties.

PROGRAMS/SERVICES

- Administration of maintenance program.
- Administration of financial transactions and reporting of costs.

<u>FTE STAFFING</u> 0 FTE'S

26 LNDSCP & LGTG ASSESSMENT DIST

<u>Account Number</u>	<u>2008 Actuals</u>	<u>2009 Actuals</u>	<u>2010 Actuals</u>	<u>2010-11 Amended Budget</u>	<u>May 2011 Actuals</u>	<u>2012 Dept Req Update</u>
600-110-000-000 SALARIES/WAGES	0.00	2,400.00	0.00	0.00	0.00	0.00
600-238-000-000 UTILITIES - ST LIGHTING	547.80	597.60	597.60	800.00	498.00	800.00
600-239-000-000 UTILITIES - WATER	1,227.37	1,256.65	1,401.89	800.00	874.91	800.00
600-245-000-000 LANDSCAPE MAINTENANCE	287.43	0.00	0.00	70.00	0.00	70.00
600-250-000-000 LEGAL FEES	267.58	1,200.00	1,400.00	1,200.00	1,200.00	1,200.00
600-257-000-000 ENGINEERING FEES	834.00	0.00	0.00	447.00	311.00	447.00
Total TERRACE PINES ASSESSMENT DIST	3,164.18	5,454.25	3,399.49	3,317.00	2,883.91	3,317.00
601-110-000-000 SALARIES/WAGES	0.00	2,670.00	0.00	0.00	0.00	0.00
601-238-000-000 UTILITIES - ST LIGHTING	456.50	498.00	498.00	600.00	415.00	600.00
601-239-000-000 UTILITIES - WATER	358.84	308.55	283.24	500.00	217.48	500.00
601-250-000-000 LEGAL FEES	267.58	1,049.00	1,249.00	1,049.00	1,049.00	1,049.00
601-257-000-000 ENGINEERING FEES	833.00	0.00	0.00	440.00	60.00	440.00
Total TRACT 14471 PICO & ORIOLE	1,915.92	4,525.55	2,030.24	2,589.00	1,741.48	2,589.00
602-238-000-000 UTILITIES - ST LIGHTING	639.10	697.20	697.20	866.00	581.00	866.00
602-239-000-000 UTILITIES - WATER	0.00	0.00	0.00	251.00	0.00	251.00
602-250-000-000 LEGAL FEES	267.59	251.00	451.00	0.00	0.00	0.00
602-257-000-000 ENGINEERING FEES	833.00	0.00	0.00	99.00	0.00	99.00
Total FORREST CITY PHASE II	1,739.69	948.20	1,148.20	1,216.00	581.00	1,216.00
999-998-000-000 TSF-IN(OUT) O/H COST ALLOC	1,085.00	2,225.00	901.00	1,943.00	972.00	1,943.00
999-999-000-000 TRANSFER OUT	0.00	0.00	0.00	5,000.00	0.00	5,000.00
Total TRANSFERS	1,085.00	2,225.00	901.00	6,943.00	972.00	6,943.00
Total LNDSCP & LGTG ASSESSMENT DIST	7,904.79	13,153.00	7,478.93	14,065.00	6,178.39	14,065.00

Grand Total

3,136,402.63

2,973,589.37

2,714,810.54

2,987,924.00

1,577,497.29

2,767,801.00

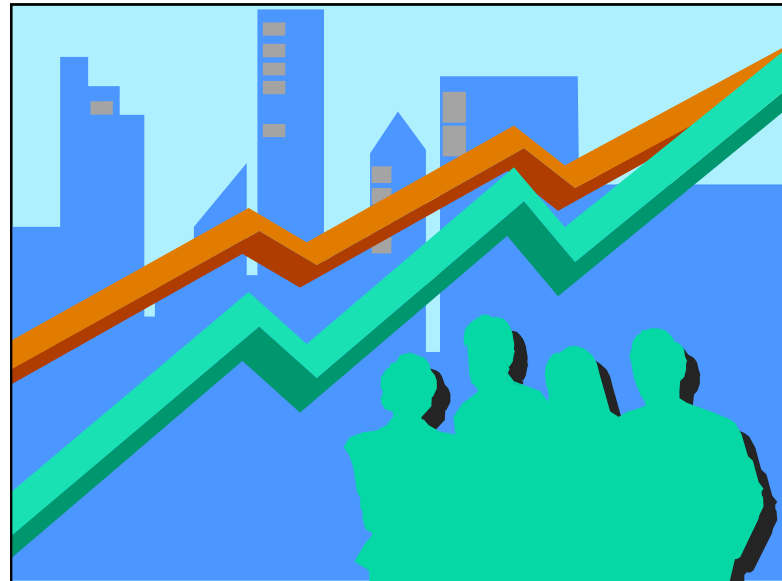


Capital Projects

22795 Barton Road, Grand Terrace, California 92313

CITY OF GRAND TERRACE CAPITAL PROJECT FUNDS FISCAL YEAR 2011-2012

- EXPENDITURES
 - ▶ Bike Lane Capital Fund - \$0
 - ▶ Street Improvements Fund - \$828,732
 - ▶ Barton Road Bridge Project - \$94,088
 - ▶ -Subject to Grant Funding



**CITY AND CRA OF GRAND TERRACE
FUND BALANCE SUMMARY
PROJECTED FUND BALANCES THROUGH June 30, 2012
CAPITAL PROJECT FUNDS ONLY
PRELIMINARY FY 2011-12 BUDGET**

	BEGINNING (Revised) Fund Balance at 7/01/11	BEGINNING (Revised) Changes in Designation or Reservation 07/01/11	FY 2011-12 Est. REVENUES	FY 2011-12 Proposed EXPENDITURES	ENDING FUND BALANCE RESERVE			
					DESIGNATED or Reserved 06/30/12	PROJECTED AVAILABLE 6/30/12	Reserve Total 06/30/12	
44 BIKE LANE CAPITAL FUND	0	0	0	0	0	0	0	44
46 STREET CAPITAL PROJECTS FUND	0	0	94,088	(94,088)	0	0	0	46
47 BARTON BRIDGE FUND	0	0	828,732	(828,732)	0	0	0	47
TOTAL OTHER FUNDS	0	0	922,820	(922,820)	0	0	0	

NOTES:**A. BEGINNING FUND BALANCE RESERVE**

Represents the Original Projected Ending Fund Balance Reserve and includes:

Beginning Fund Balance is an indication of the projected available financial resources

available to agency to undertake activities and relies on staff ability to project current FY budget outcome.

B. CHANGES IN DESIGNATION AND RESERVATIONS OF FUND BALANCE RESERVE

Represents the amount of resources that is earmarked for a special purpose or project.

C. Estimated revenue

Represents revenue reasonably determined to be due and received by the City and CRA in FY 2011-12. Revenue estimates rely on:

- 1 Historical revenues
- 2 Influence of general economy trends.
- 3 State of California legislation
- 4 Federal legislation
- 5 Information from consultants.
- 6 Staff input.

D. Proposed Expenditures

Represents expenditures determined to be needed for FY 2011-12 to carry out and maintain a level of municipal services including:

- 1 Capital Projects

E. Ending Fund Balance Reserve

Ending Fund Balance is an indication of the projected available financial resources that would be left over assuming:

- 1 Projected beginning Fund Balance is reasonably accurate.
- 2 Revenue received in FY 2011-12 approximates amount estimated.
- 3 Proposed expenditures are approved, adopted and all spent in FY 2011-12.

Budget Summary Report
CITY OF GRAND TERRACE

Fiscal Year: 2012

<i>Fund</i>	<i>2008 Actuals</i>	<i>2009 Actuals</i>	<i>2010 Actuals</i>	<i>2010-11 Amended Budget</i>	<i>May 2011 Actuals</i>	<i>2012 Dept Req Update</i>
<u>OTHER FUNDS</u>						
41 PUB FIN AUTH DEBT SERVICE FUND						
Revenue:	0	274,146	1,927,509	0	0	0
Expenditure:	277,785	276,019	2,370,946	0	0	0
Net Budget:	-277,785	-1,873	-443,437	0	0	0
44 CAPITAL PROJECT - BIKE LANE						
Revenue:	26,596	58,655	145,385	0	0	0
Expenditure:	27,759	96,937	103,360	0	0	0
Net Budget:	-1,163	-38,282	42,025	0	0	0
46 CAPITAL IMPROVEMENTS - STREETS						
Revenue:	600,000	122,550	71,783	652,206	217,469	828,732
Expenditure:	601,182	115,223	74,439	652,207	396,687	828,732
Net Budget:	-1,182	7,327	-2,656	-1	-179,218	0
47 CAP.PRJ. BARTON/COLTON BRIDGE						
Revenue:	2,053	100,917	211,657	855,103	0	94,088
Expenditure:	500	93,331	139,113	950,114	22,180	94,088
Net Budget:	1,553	7,586	72,544	-95,011	-22,180	0
Total Revenues: OTHER FUNDS	628,649	556,268	2,356,334	1,507,309	217,469	922,820
Total Expenditures: OTHER FUNDS	907,226	581,510	2,687,858	1,602,321	418,867	922,820
Grand Total Net Change: OTHER FUNDS	-278,577	-25,242	-331,524	-95,012	-201,398	0



Capital Projects

Revenues

22795 Barton Road, Grand Terrace, California 92313

<i>Account Number</i>	<i>2008 Actuals</i>	<i>2009 Actuals</i>	<i>2010 Actuals</i>	<i>2010-11 Amended Budget</i>	<i>May 2011 Actuals</i>	<i>2012 Estimate - 2nd</i>
44 CAPITAL PROJECT - BIKE LANE						
300-01 TDA-LTF ARTICLE 3 GRANT-BIKE/P	0.00	0.00	98,187.00	0.00	0.00	0.00
800-00 TRANSFERS IN - LOCAL MATCH	26,595.84	58,655.00	47,197.89	0.00	0.00	0.00
Total CAPITAL PROJECT - BIKE LANE	26,595.84	58,655.00	145,384.89	0.00	0.00	0.00
46 CAPITAL IMPROVEMENTS - STREETS						
300-03 PROPOSITION 1B - STREETS	400,000.00	0.00	0.00	0.00	0.00	0.00
300-08 COMMUNITY DEV BLOCK GRANT	0.00	0.00	0.00	122,469.00	147,469.00	0.00
300-15 TRANSFER-CONTRIB FROM STRT FND	0.00	63,490.21	3,669.42	91,500.00	0.00	185,600.00
300-16 CONTRIBUTION-GAS TAX FUND	0.00	0.00	68,113.74	0.00	0.00	50,000.00
300-20 CONTRIBUTION-MEASURE I FD	200,000.00	0.00	0.00	294,665.00	0.00	174,632.00
300-21 TRANSFER FROM CRA	0.00	0.00	0.00	73,571.50	0.00	172,500.00
600-01 INVESTMENT EARNINGS	0.00	0.00	0.33	0.00	0.00	0.00
700-01 MISCELLANEOUS REVENUE	0.00	59,060.00	0.00	70,000.00	70,000.00	0.00
700-26 FEDERAL HWY REIMBURSEMENTS	0.00	0.00	0.00	0.00	0.00	246,000.00
Total CAPITAL IMPROVEMENTS - STREETS	600,000.00	122,550.21	71,783.49	652,205.50	217,469.00	828,732.00
47 CAP.PRJ. BARTON/COLTON BRIDGE						
100-01 CONTRIB FROM MEAS I	0.00	0.00	58,000.00	0.00	0.00	0.00
100-02 CONTRIB - CITY OF COLTON	0.00	12,000.00	20,385.16	95,011.00	0.00	0.00
100-03 STATE GRANT FUNDS	0.00	88,917.41	124,212.25	760,092.00	0.00	0.00
600-01 INVESTMENT EARNINGS	2,052.90	0.00	0.00	0.00	0.00	0.00
900-99 TRANSFER IN	0.00	0.00	9,060.00	0.00	0.00	94,088.00
Total CAP.PRJ. BARTON/COLTON BRIDGE	2,052.90	100,917.41	211,657.41	855,103.00	0.00	94,088.00
Grand Total	628,648.74	282,122.62	428,825.79	1,507,308.50	217,469.00	922,820.00

FY 2011-12 EST REVENUES-PRJFND

CITY OF GRAND TERRACE

44 CAPITAL PROJECT - BIKE LANE

<i>Account Number</i>	<i>2008 Actuals</i>	<i>2009 Actuals</i>	<i>2010 Actuals</i>	<i>2010-11 Amended Budget</i>	<i>May 2011 Actuals</i>	<i>2012 Estimate - 2nd</i>
300-01 TDA-LTF ARTICLE 3 GRANT-BIKE/P	0	0	98,187	0	0	0
800-00 TRANSFERS IN - LOCAL MATCH	26,596	58,655	47,198	0	0	0
Total CAPITAL PROJECT - BIKE LANE	26,596	58,655	145,385	0	0	0

46 CAPITAL IMPROVEMENTS - STREETS						
Account Number	2008 Actuals	2009 Actuals	2010 Actuals	2010-11 Amended Budget	May 2011 Actuals	2012 Estimate - 2nd
300-03 PROPOSITION 1B - STREETS	400,000	0	0	0	0	0
300-08 COMMUNITY DEV BLOCK GRANT	0	0	0	122,469	147,469	0
300-15 TRANSFER-CONTRIB FROM STRT FND	0	63,490	3,669	91,500	0	185,600
300-16 CONTRIBUTION-GAS TAX FUND	0	0	68,114	0	0	50,000
300-20 CONTRIBUTION-MEASURE I FD	200,000	0	0	294,665	0	174,632
300-21 TRANSFER FROM CRA	0	0	0	73,572	0	172,500
700-01 MISCELLANEOUS REVENUE	0	59,060	0	70,000	70,000	0
700-26 FEDERAL HWY REIMBURSEMENTS	0	0	0	0	0	246,000
Total CAPITAL IMPROVEMENTS - STREETS	600,000	122,550	71,783	652,206	217,469	828,732

47 CAP.PRJ. BARTON/COLTON BRIDGE

<u>Account Number</u>	<u>2008 Actuals</u>	<u>2009 Actuals</u>	<u>2010 Actuals</u>	<u>2010-11 Amended Budget</u>	<u>May 2011 Actuals</u>	<u>2012 Estimate - 2nd</u>
100-01 CONTRIB FROM MEAS I	0	0	58,000	0	0	0
100-02 CONTRIB - CITY OF COLTON	0	12,000	20,385	95,011	0	0
100-03 STATE GRANT FUNDS	0	88,917	124,212	760,092	0	0
600-01 INVESTMENT EARNINGS	2,053	0	0	0	0	0
900-99 TRANSFER IN	0	0	9,060	0	0	94,088
Total CAP.PRJ. BARTON/COLTON BRIDGE	2,053	100,917	211,657	855,103	0	94,088
Grand Total	628,649	282,122	428,825	1,507,309	217,469	922,820



Capital Project Recap

All Funds

22795 Barton Road, Grand Terrace, California 92313

FUNDING SOURCE RECAP - ALL FUNDS AND PROJECTS

**Capital Projects
Funding**

Total	General Fund (10)	Street Fund Arterial Fees (11)	Street Fund Signal Fees (11)	Storm Drain Improv Fund (12)	Park Imprv Fund (13)	Gas Tax (16)	Facilities Imprv Fund (19)	Measure I Fund (20)	WWD Fund (21)	CDBG (22)	CRA Cap Proj Fund (32)	TDA	State Grants	Federal Stimulus Grant SANBAG
-------	-------------------	--------------------------------	------------------------------	------------------------------	----------------------	--------------	----------------------------	---------------------	---------------	-----------	------------------------	-----	--------------	-------------------------------

Capital Improvements Streets and Storm Drains

Michigan/Main Signal Light	46-400-274	233,500	0	0	150,000	0	0	0	0	0	0	0	0	0	0
Iowa Main St. Traffic Signal	46-900-314	50,000	0	0	0	0	0	50,000	0	0	0	0	0	0	0
Dec'10 Winter Storm Damage	46-900-312	246,000	0	0	0	0	0	0	0	0	0	0	0	0	0
Michigan Ave. Phase II	46-900-306	94,632	0	0	0	0	0	0	18,219	0	0	0	0	0	76,413
Mich Ave Widen(VB to CMW)	46-900-311	124,600	0	35,600	0	0	0	0	0	0	0	0	0	0	0
Pico St- Repaving(MC to PI)	46-900-313	80,000	0	0	0	0	0	0	80,000	0	0	0	0	0	0
Barton Bridge Project	47-400-250	94,088	0	0	0	0	0	0	0	0	0	0	0	0	0
Subtotal		922,820	0	35,600	150,000	0	0	50,000	0	98,219	0	0	0	0	76,413

CRA - Programs

Commercial Improv. Program	32-600-304	220,429	0	0	0	0	0	0	0	0	0	220,429	0	0	0
Neighborhood Improv. Prog	32-600-305	39,035	0	0	0	0	0	0	0	0	0	39,035	0	0	0
Subtotal		259,464	0	0	0	0	0	0	0	0	0	259,464	0	0	0

Buildings & Facilities

City Hall ADA	22-425-301	53,092	0	0	0	0	0	0	0	0	53,092	0	0	0	0
Energy Efficiency	10-190-723	69,649	0	0	0	0	0	0	0	0	0	0	0	69,649	0
Subtotal		122,741	0	0	0	0	0	0	0	0	53,092	0	0	69,649	0

Parks

Field Rehab -Pico Park	13-445-706	15,000	0	0	0	0	15,000	0	0	0	0	0	0	0	0
Dog Park	32-600-313	35,000	0	0	0	0	0	0	0	0	0	35,000	0	0	0
West Side Park	32-600-325	0	0	0	0	0	0	0	0	0	0	0	0	0	0
Pico Ball Field Replacement	32-600-312	42,469	0	0	0	0	0	0	0	0	0	42,469	0	0	0
Subtotal		92,469	0	0	0	0	15,000	0	0	0	0	77,469	0	0	0

Economic Development

Town Center Development	32-600-212	7,000	0	0	0	0	0	0	0	0	0	7,000	0	0	0
Stater Bros. Agreement	X1-	241,500	0	0	0	0	0	0	0	0	0	0	0	0	0
Michigan/Barton/LaPaix	32-600-323	535,671	0	0	0	0	0	0	0	0	0	535,671	0	0	0
Subtotal		784,171	0	0	0	0	0	0	0	0	0	542,671	0	0	0

FUNDING SOURCE RECAP - ALL FUNDS AND PROJECTS

Capital Projects
Funding

Total	General Fund (10)	Street Fund Arterial Fees (11)	Street Fund Signal Fees (11)	Storm Drain Fund (12)	Park Imprv Fund (13)	Gas Tax (16)	Facilities Imprv Fund (19)	Measure I Fund (20)	WWD Fund (21)	CDBG (22)	CRA Cap Proj Fund (32)	TDA	State Grants	Federal Stimulus Grant SANBAG
-------	-------------------	--------------------------------	------------------------------	-----------------------	----------------------	--------------	----------------------------	---------------------	---------------	-----------	------------------------	-----	--------------	-------------------------------

Sewer

Flow Meter Equipment	21-573-704	100,000	0	0	0	0	0	0	0	100,000	0	0	0	0
Subtotal		100,000	0	0	0	0	0	0	0	100,000	0	0	0	0

Unfunded projects

Robin Way/Warbler Repav	46-900-xxx	132,000	0	0	0	0	0	0	0	0	0	0	0	0
Subtotal		132,000	0	0	0	0	0	0	0	0	0	0	0	0

Grand Total		2,413,665	0	35,600	150,000	0	15,000	50,000	0	98,219	100,000	53,092	879,604	0	69,649	76,413
--------------------	--	------------------	----------	---------------	----------------	----------	---------------	---------------	----------	---------------	----------------	---------------	----------------	----------	---------------	---------------

NOTES:

- 1/ Only \$150,000 balance in Street Signal Fees subfund.
- 2/ Michigan Widening - 40% limit from Arterial Fee funding.
- 3/ Robin Repaving not eligible from CRA Funding
- 4/ CRA bond proceeds est. eligibility
 - Mich/Main traffic signal
 - Iowa/Main traffic signal
 - Dec'10 Winter Storm Damage
 - Mich Ave Widening
 - Barton Bridge project

Capital Projects
Funding

Federal Hwy Grant	CRA Bond Proceeds	Design. Proceeds	Not Funded
-------------------------	-------------------------	---------------------	---------------

Capital Improvements Streets and Storm

Michigan/Main Signal Light	46-400-274	0	83,500	0	0
Iowa Main St. Traffic Signal	46-900-314	0	0	0	0
Dec'10 Winter Storm Damage	46-900-312	246,000	0	0	0
Michigan Ave. Phase II	46-900-306	0	0	0	0
Mich Ave Widen(VB to CMW)	46-900-311	0	89,000	0	0
Pico St- Repaving(MC to PI)	46-900-313	0	0	0	0
Barton Bridge Project	47-400-250	0	94,088	0	0
Subtotal		246,000	266,588	0	0

CRA - Programs

Commercial Improv. Program	32-600-304	0	0	0	0
Neighborhood Improv. Prog	32-600-305	0	0	0	0
Subtotal		0	0	0	0

Buildings & Facilities

City Hall ADA	22-425-301	0	0	0	0
Energy Efficiency	10-190-723	0	0	0	0
Subtotal		0	0	0	0

Parks

Field Rehab -Pico Park	13-445-706	0	0	0	0
Dog Park	32-600-313	0	0	0	0
West Side Park	32-600-325	0	0	0	0
Pico Ball Field Replacement	32-600-312	0	0	0	0
Subtotal		0	0	0	0

Economic Development

Town Center Development	32-600-212	0	0	0	0
Stater Bros. Agreement	X1-	0	0	241,500	0
Michigan/Barton/LaPaix	32-600-323	0	0	0	0
Subtotal		0	0	241,500	0

Capital Projects
Funding

Federal **CRA**
 Hwy **Bond** **Design.** **Not**
 Grant **Proceeds** **Proceeds** **Funded**

Sewer

Flow Meter Equipment	21-573-704	0	0	0	0
Subtotal		0	0	0	0

Unfunded projects

Robin Way/Warbler Repav	46-900-xxx	0	0	0	132,000
Subtotal		0	0	0	132,000

Grand Total		246,000	266,588	241,500	132,000
--------------------	--	----------------	----------------	----------------	----------------

NOTES:

- 1/ Only \$150,000 balance in Street Signal F
- 2/ Michigan Widening - 40% limit from Arter
- 3/ Robin Repaving not eligible from CRA Fu
- 4/ CRA bond proceeds est. eligibility
 - Mich/Main traffic signal
 - Iowa/Main traffic signal
 - Dec'10 Winter Storm Damage
 - Mich Ave Widening
 - Barton Bridge project



Cost Allocation

22795 Barton Road, Grand Terrace, California 92313

CITY OF GRAND TERRACE ANALYSIS OF REVENUE OVER (EXPENDITURES)
 1) PRIOR TO COST ALLOCATION AND TRANSFERS
 2) AFTER COST ALLOCATION AND TRANSFERS

FY 2011-2012 BUDGET PRELIMINARY USING FY 2010-11 NUMBERS	GROSS EXPENDITURE BUDGET (A)	ESTIMATED REVENUES (B)	Adopted Revenue		O/H COST ALLOC (C)	OPER RESOURCE TRANSFER (D)	Adopted Budget Revenue		cost alloc percentage
			Over (Expenditure)	Under (Revenue)			Over (under) Expenditure (After CA)		
10-110 CITY COUNCIL	47,300	0	(47,300)	(47,300)	0	0	(47,300)	0	-1.000
10-120 CITY MANAGER	267,691	0	(267,691)	(242,717)	0	0	(242,717)	(24,974)	-0.907
10-125 CITY CLERK	187,890	0	(187,890)	(191,490)	0	0	(191,490)	3,600	-1.019
10-140 FINANCE	268,738	0	(268,738)	(271,437)	0	0	(271,437)	2,699	-1.010
10-160 CITY ATTORNEY	60,000	0	(60,000)	(60,000)	0	0	(60,000)	0	-1.000
10-172 BUILDING AND SAFETY	135,543	0	(135,543)	16,335	0	0	16,335	(151,878)	0.121
10-175 PUBLIC WORKS	232,669	0	(232,669)	23,580	0	0	23,580	(256,249)	0.104
10-180 COMMUNITY EVENTS	55,201	0	(55,201)	58,879	0	0	58,879	(114,080)	1.067
10-185 RENTAL INSPECTION	65,043	0	(65,043)	12,478	0	0	12,478	(77,521)	0.192
10-187 ENFORCEMENT PROGRAMS	134,039	0	(134,039)	0	0	0	0	(134,039)	0.000
10-190 NON-DEPARTMENTAL FACILITIES MAINTENANCE	300,715	0	(300,715)	(220,843)	35,480	0	(185,363)	(115,352)	-0.734
10-195 FACILITIES DEVELOPMENT	103,200	0	(103,200)	0	0	0	0	(103,200)	0.000
10-370 COMMUNITY DEVELOPMENT	211,103	0	(211,103)	64,832	0	0	64,832	(275,935)	0.307
10-380 INFORMATION SYSTEMS	78,541	0	(78,541)	(78,541)	0	0	(78,541)	0	-1.000
10-410 LAW ENFORCEMENT	2,025,596	0	(2,025,596)	141,771	0	0	141,771	(2,167,367)	0.070
10-440 CHILD CARE SERVICES	871,832	0	(871,832)	164,398	0	0	164,398	(1,036,230)	0.189
10-450 PARK MAINTENANCE	174,171	0	(174,171)	20,523	0	0	20,523	(194,694)	0.118
10-625 NPDES	91,891	0	(91,891)	0	0	0	0	(91,891)	0.000
10-631 STORM DRAIN MAINTENANCE	16,000	0	(16,000)	4,588	0	0	4,588	(20,588)	0.287
10-801 PLANNING COMMISSION	2,500	0	(2,500)	1,990	0	0	1,990	(4,490)	0.796
10-804 HISTORICAL/CULTURAL CM	1,200	0	(1,200)	23,970	0	0	23,970	(25,170)	19.975
10-805 SENIOR CITIZEN'S PROGRAM	51,836	0	(51,836)	10,584	0	0	10,584	(62,420)	0.204
10-808 EMERGENCY OPS/CLEP	10,320	0	(10,320)	19,193	0	0	19,193	(29,513)	1.860
TOTALS GENERAL FUND REVENUES	4,404,539	4,404,539	4,404,539	0	5,000	5,000	4,399,539	4,399,539	0.000
TOTALS GENERAL FUND	5,393,019	4,404,539	(988,480)	(549,207)	40,480	(508,727)	(479,753)	(479,753)	-0.102
11-XXXX STREET FUND	91,500	4,000	(87,500)	0	(91,500)	0	(91,500)	4,000	0.000
12-XXXX STORM DRAIN FUND	0	500	500	0	0	0	500	0	0.000
13-XXXX PARK FUND	15,000	7,250	(7,750)	1,629	0	0	1,629	(9,379)	0.109
14-XXXX SLEEF (AB3229 COPS)	99,500	100,000	500	500	0	0	500	0	0.005
15-XXXX AIR QUALITY FUND	0	14,350	14,350	700	0	0	700	13,650	0.000
16-XXXX GAS TAX FUND	318,826	364,503	45,477	34,633	(35,480)	0	(847)	46,324	0.109
17-XXXX TRAFFIC SAFETY FUND	85,055	85,000	(55)	595	0	0	595	(650)	0.007
19-XXXX FACILITIES DEV FUND	0	800	800	0	0	0	0	800	0.000
20-XXXX MEASURE "I" STREET FUNDS	88,000	145,500	57,500	9,342	0	0	9,342	48,158	0.106
21-XXXX WASTE WATER ENTRPRS FND	1,523,880	1,501,800	(22,080)	121,735	0	0	121,735	(143,815)	0.080
22-XXXX CDBG	62,781	62,781	0	0	0	0	0	0	0.000
26-XXXX LIGHTING & LANDSCAP A.D.	12,122	14,335	2,213	1,943	(5,000)	0	(3,057)	5,270	0.160
TOTALS SPEC REY/ENTRPRS FUNDS	2,296,664	2,300,619	3,955	171,077	(131,980)	39,097	(35,142)	(35,142)	0.074
32-XXXX CRA GEN. OPS/CAP FUND	777,100	836,618	59,518	59,518	998,630	1,058,148	(998,630)	0.077	
32-XXXX CRA CAP/ECON DEV	144,072	208,012	63,940	63,940	0	63,940	0	0.444	
33-XXXX CRA DEBT SERVICE	6,250,431	7,062,662	812,231	113,124	(387,683)	(274,559)	1,086,790	0.018	
34-XXXX LOW MOD HOUSING FUND	1,133,648	1,650,715	517,067	132,466	(610,947)	(478,481)	995,548	0.117	
34-800 LOW MOD CODE ENFORCEMEN	50,814	0	(50,814)	9,082	0	0	9,082	(59,896)	0.179
TOTALS CRA FUNDS	8,356,065	9,758,007	1,401,942	378,130	0	378,130	1,023,812	1,023,812	0.045
44-XXXX CAPITAL PROJECT-BIKE LANE	0	0	0	0	0	0	0	0	0
46-XXXX CAPITAL IMPROV.-STREETS	91,500	91,500	0	0	91,500	91,500	(91,500)	0	0.000
47-XXXX BARTON BRIDGE PROJECT	950,114	855,103	(95,011)	0	0	0	(95,011)	0	0.000
TOTALS CAPITAL IMPRV. FUNDS	1,041,614	946,603	(95,011)	0	91,500	91,500	(186,511)	(186,511)	0.000
OVERALL TOTALS	17,087,362	17,409,768	322,406	0	0	0	322,406	322,406	0.000

EXPEND. REV. DIFF O/H CA OPER TSF NET TSF surplus(def)



Salary Information/Allocation

22795 Barton Road, Grand Terrace, California 92313

City of Grand Terrace PAYROLL ACCOUNT CHANGES FOR 1st Payroll FY 2011-12
FTE Analysis and Labor Allocation ⁹

FY 2010-11 and FY 2011-12

Departments

FY 2010-11
Original Budget

FY 2011-12
Prelim Budget

NEW NEW BUDGET NEW

	Home Dept	Accounts	%	FTE	Home Dept	Accounts	%
	FY 2010-11	FY 2010-11	FY10-11	FY 2011-12	FY 2011-12	FY 2011-12	FY11-12
CITY MANAGER	120						
CITY MANAGER	10-120	10-120	75.00%		10-120	10-120-110	75.00%
CITY MANAGER	10-120	10-120	15.00%		10-120	32-200-110	15.00%
CITY MANAGER	10-120	10-120	10.00%		10-120	34-400-110	10.00%
ASST TO CM	10-120	10-120	75.00%		10-120	10-120-110	75.00%
ASST TO CM	10-120	10-120	15.00%		10-120	32-200-110	15.00%
ASST TO CM	10-120	10-120	10.00%		10-120	34-400-110	10.00%
SECRETARY	10-120	10-120	0.00%		10-120	10-120-110	0.00%
Position Count	2		<u>100.00%</u>	2.00			<u>100.00%</u>

	Home Dept	Accounts	%	FTE	Home Dept	Accounts	%
	FY 2010-11	FY 2010-11	FY10-11	FY 2011-12	FY 2011-12	FY 2011-12	FY11-12
CITY CLERK	125						
CITY CLERK	10-125	10-125-110	75.00%		10-125	10-125-110	75.00%
CITY CLERK	10-125	32-200-110	15.00%		10-125	32-200-110	15.00%
CITY CLERK	10-125	34-400-110	10.00%		10-125	34-400-110	10.00%
DEPUTY CITY CLERK	10-125	10-125-110	75.00%		10-125	10-125-110	75.00%
DEPUTY CITY CLERK	10-125	32-200-110	15.00%		10-125	32-200-110	15.00%
DEPUTY CITY CLERK	10-125	34-400-110	10.00%		10-125	34-400-110	10.00%
Position Count	2		<u>100.00%</u>	2.00			<u>100.00%</u>

	Home Dept	Accounts	%	FTE	Home Dept	Accounts	%
	FY 2010-11	FY 2010-11	FY10-11	FY 2011-12	FY 2011-12	FY 2011-12	FY11-12
FINANCE	140						
DIRECTOR	10-140	10-140-110	75.00%		10-140	10-140-110	75.00%
DIRECTOR	10-140	32-200-110	15.00%		10-140	32-200-110	15.00%
DIRECTOR	10-140	34-400-110	10.00%		10-140	34-400-110	10.00%
SR ACCT TECHNICIAN	10-140	10-140-110	75.00%		10-140	10-140-110	75.00%
SR ACCT TECHNICIAN	10-140	32-200-110	15.00%		10-140	32-200-110	15.00%
SR ACCT TECHNICIAN	10-140	34-400-110	10.00%		10-140	34-400-110	10.00%
ACCT CLERK	10-140	10-140-110	75.00%		10-140	10-140-110	75.00%
ACCT CLERK	10-140	32-200-110	15.00%		10-140	32-200-110	15.00%
ACCT CLERK	10-140	34-400-110	10.00%		10-140	34-400-110	10.00%
Position Count	3		<u>100.00%</u>	3.00			<u>100.00%</u>

	Home Dept	Accounts	%	FTE	Home Dept	Accounts	%
	FY 2010-11	FY 2010-11	FY10-11	FY 2011-12	FY 2011-12	FY 2011-12	FY11-12
BUILDING & SAFET	172						
DIRECTOR	10-172	10-172-110	20.00%		10-172	10-172-110	20.00%
DIRECTOR	10-172	10-175-110	20.00%		10-172	10-175-110	20.00%
DIRECTOR	10-172	10-625-110	20.00%		10-172	10-625-110	14.00% NPDES
DIRECTOR	10-172	21-625-110	0.00%		10-172	21-625-110	6.00% NPDES
DIRECTOR	10-172	16-175-110	5.00%		10-172	16-175-110	5.00%
DIRECTOR	10-172	21-572-110	10.00%		10-172	21-572-110	10.00%
DIRECTOR	10-172	32-200-110	15.00%		10-172	32-200-110	15.00%
DIRECTOR	10-172	34-400-110	10.00%		10-172	34-400-110	10.00%
TECHNICIAN II	10-172	10-172-110	75.00%		10-172	10-172-110	75.00%
TECHNICIAN II	10-172	10-175-110	0.00%		10-172	10-175-110	0.00%
TECHNICIAN II	10-172	16-175-110	5.00%		10-172	16-175-110	5.00%
TECHNICIAN II	10-172	21-572-110	10.00%		10-172	21-572-110	10.00%
TECHNICIAN II	10-172	32-200-172	10.00%		10-172	32-200-172	10.00%
TECHNICIAN II	10-172	34-400-110	0.00%		10-172	34-400-110	0.00%
Position Count	2		<u>100.00%</u>	2.00			<u>100.00%</u>

PAYROLL ACCOUNT CHANGES FOR 1st Payroll FY 2011-12
FTE Analysis and Labor Allocation ⁹

FY 2010-11 and FY 2011-12

Departments

FY 2010-11 Original Budget

FY 2011-12 Prelim Budget

NEW NEW BUDGET NEW

Home Dept	Accounts	%	FTE	Home Dept	Accounts	%
FY 2010-11	FY 2010-11	FY10-11	FY 2011-12	FY 2011-12	FY 2011-12	FY11-12

PUBLIC WORKS		175			
MANAGEMENT ANALYST	10-1772	10-175-110	25.00%		
MANAGEMENT ANALYST	10-1772	10-180-110	0.00%		
MANAGEMENT ANALYST	10-1772	10-625-110	45.00%		
MANAGEMENT ANALYST	10-1772	21-625-110	0.00%		
MANAGEMENT ANALYST	10-1772	16-175-110	5.00%		
MANAGEMENT ANALYST	10-1772	21-572-110	25.00%		
MANAGEMENT LEADER	16-1775	10-175-110	20.00%		
MANAGEMENT LEADER	16-1775	10-180-110	0.00%		
MANAGEMENT LEADER	16-1775	10-450-110	20.00%		
MANAGEMENT LEADER	16-1775	16-175-110	50.00%		
MANAGEMENT LEADER	16-1775	21-572-110	10.00%		
MANAGEMENT WORKER 2	10-180	10-175-110	15.00%		
MANAGEMENT WORKER 2	10-180	10-180-110	0.00%		
MANAGEMENT WORKER 2	10-180	10-450-110	20.00%		
MANAGEMENT WORKER 2	10-180	16-175-110	50.00%		
MANAGEMENT WORKER 2	10-180	21-572-110	15.00%		
MANAGEMENT WORKER 2	10-450	10-175-110	20.00%		
MANAGEMENT WORKER 2	10-450	16-175-110	50.00%		
MANAGEMENT WORKER 2	10-450	21-572-110	15.00%		
MANAGEMENT WORKER	16-175	10-175-110	15.00%		
MANAGEMENT WORKER	16-175	10-175	10-175	21-572-110	10.00%
MANAGEMENT WORKER	16-175	10-175	10-175	10-175	15.00%
MANAGEMENT WORKER	16-175	10-175	10-175	10-175	0.00%
MANAGEMENT WORKER	16-175	10-175	10-175	10-175	20.00%
MANAGEMENT WORKER	16-175	10-175	10-175	10-175	50.00%
MANAGEMENT WORKER	16-175	16-175-110	15.00%	10-175	15.00%
MANAGEMENT WORKER	16-175	21-572-110	15.00%	10-175	15.00%
PARK & FIELDS ASSISTAN	10-450	10-450-110	100.00%	10-450	100.00%
Position Count			6		5.50
			100.00%		100.00%

COMMUNITY EVENT		180	
CODE ENFORCEMENT	10-180	10-180-110	60.00%
CODE ENFORCEMENT	10-180	34-800-110	40.00%
SECRETARY - 50% to Pw	10-180	10-175-110	45.00%
SECRETARY -50% CE	10-180	16-175-110	5.00%
SECRETARY	10-180	10-180-110	30.00%
SECRETARY	10-180	32-200-110	20.00%
Position Count			2
			100.00%

Rental Inspections		185	
PT CODE ENF OFFICER	10-185	10-185-110	100.00%
CODE ENF CLERK	10-185	10-185-110	100.00%
Position Count			2
			100.00%

PAYROLL ACCOUNT CHANGES FOR 1st Payroll FY 2011-12
FTE Analysis and Labor Allocation ⁹

FY 2010-11 and FY 2011-12

Departments

FY 2010-11 Original Budget

FY 2011-12 Prelim Budget

NEW NEW BUDGET NEW

Home Dept	Accounts	%	FTE	Home Dept	Accounts	%
FY 2010-11	FY 2010-11	FY10-11	FY 2011-12	FY 2011-12	FY 2011-12	FY11-12

COMMUNITY DEVEL 370							
DIRECTOR	10-370	10-370-110	50.00%		10-370	10-370-110	50.00%
DIRECTOR	10-370	32-370-110	40.00%		10-370	32-370-110	40.00%
DIRECTOR	10-370	34-400-110	10.00%		10-370	34-400-110	10.00%
SR PLANNER	10-370	10-370-110	70.00%		10-370	10-370-110	70.00%
SR PLANNER	10-370	32-370-110	20.00%		10-370	32-370-110	20.00%
SR PLANNER	10-370	34-400-110	10.00%		10-370	34-400-110	10.00%
PLANNING TECH	10-370	xx-xxx-xxx	0.00%		10-370	xx-xxx-xxx	0.00%
MANAGEMENT ANALYST	10-370	10-370-110	50.00%		10-370	10-370-110	50.00%
MANAGEMENT ANALYST	10-370	32-370-110	50.00%		10-370	32-370-110	50.00%
SECRETARY	10-370	xx-xxx-xxx	0.00%		10-370	xx-xxx-xxx	0.00%
Position Count				3			100.00%

MIS 380							
MIS SPECIALIST	10-380	10-380-110	75.00%		10-380	10-380-110	75.00%
MIS SPECIALIST	10-381	32-200-110	25.00%		10-380	32-200-110	25.00%
Position Count				1			100.00%

CHILD CARE 440							
Director	10-440	10-440-110	100.00%		10-440	10-440-110	100.00%
Asst. Directors	10-440	10-440-110	100.00%		10-440	10-440-110	100.00%
Lead Teachers	10-440	10-440-110	100.00%		10-440	10-440-110	100.00%
Teachers	10-440	10-440-110	100.00%		10-440	10-440-110	100.00%
Asst. Teachers	10-440	10-440-110	100.00%		10-440	10-440-110	100.00%
Bookkeeper	10-440	10-440-110	100.00%		10-440	10-440-110	100.00%
Cook	10-440	10-440-110	100.00%		10-440	10-440-110	100.00%
Position Count				25			20.60

Senior Center 805							
P/T Senior Center	10-805	xx-xxx-xx	0.00%	0.00	10-805	xx-xxx-xx	0.00%
Position Count				0			

CROSSING GUARD							
Crossing Guards	17-910	17-910-110	100.00%	0.60	17-910	17-910-110	100.00%
Position Count				2			

Position Count	50	42.76
----------------	-----------	--------------

CITY OF GRAND TERRACE -- EMPLOYEE MASTER FILE - 2011-2012 SALARY BUDGET
Labor Budget Allocation and Budget Summary to Fund/Department Charged

FUND	DEP#	DEPARTMENT	PROJECTED	PROJECTED	REVISED	*	*****
			PAYROLL	Furlough	PAYROLL	SUMMARY	SUMMARY
			2011-2012	SALARY DECREASE	2011-2012	FRINGES & EMPLOYER COSTS	TOTAL
10	120	TOTAL TO CITY MANAGER DEPARTMENT	188,634	(18,863)	169,771	94,801	264,572
10	125	TOTAL TO CITY CLERK DEPARTMENT	105,037	(10,504)	94,533	54,786	149,319
10	140	TOTAL TO FINANCE DEPARTMENT	148,329	(12,696)	135,633	75,405	211,038
10	172	TOTAL BUILDING AND SAFETY	60,012	(6,001)	54,011	30,099	84,110
10	175	TOTAL PUBLIC WORKS	81,003	(8,100)	72,903	41,853	114,756
10	180	TOTAL COMMUNITY SERVICES(Code Enf/Rental Insp)	34,595	(3,459)	31,135	17,732	48,867
10	185	TOTAL RENTAL INSPECTION PROGRAM	46,438	0	46,438	18,150	64,588
10	370	TOTAL COMMUNITY DEVELOPMENT	147,186	(14,719)	132,468	69,984	202,451
10	380	TOTAL MIS	38,261	(3,826)	34,435	19,474	53,908
10	625	TOTAL NPDES	30,481	(3,048)	27,433	15,293	42,726
10	805	TOTAL SENIOR CENTER	0	0	0	0	0
10	440	TOTAL CHILD CARE	521,798	0	521,798	227,118	748,915
10	450	TOTAL PARKS	46,037	(3,443)	42,594	28,791	71,385
		Total General Fund	1,447,811	(84,660)	1,363,151	693,485	2,056,636
17	910	TOTAL CROSSING GUARD	7,835	0	7,835	1,299	9,135
		Total Traffic Safety Fund	7,835	0	7,835	1,299	9,135
16	175	TOTAL GAS TAX - PW	98,602	(9,860)	88,742	51,912	140,654
		Total Gas Tax Fund	98,602	(9,860)	88,742	51,912	140,654
21	625	TOTAL WWD - NPDES	13,063	(1,306)	11,757	6,554	18,311
21	572	TOTAL WWD	51,106	(5,111)	45,995	26,421	72,417
		Total WWD Fund	64,169	(6,417)	57,753	32,975	90,728
32	200	TOTAL CRA CAP PROJ	131,458	(12,718)	118,739	66,246	184,985
32	370	TOTAL CRA ECON DEV	93,349	(9,335)	84,014	44,807	128,822
34	400	TOTAL CRA LOW MOD	91,181	(8,833)	82,348	44,986	127,334
34	800	TOTAL CRA LOW MOD - CODE ENF	33,708	(3,371)	30,337	16,811	47,148
		Total CRA Funds	349,695	(34,257)	315,438	172,850	488,288
		GRAND TOTAL	1,968,113	(135,194)	1,832,919	952,522	2,785,441

RESOLUTION NO. 2009- 21

A RESOLUTION OF THE CITY COUNCIL OF THE CITY OF
GRAND TERRACE, CALIFORNIA, RESCINDING RESOLUTION
2007- 21 AND ADJUSTING THE SALARY RANGES FOR THE
EMPLOYEES OF THE CITY OF GRAND TERRACE

WHEREAS, the City Council of the City of Grand Terrace has determined the need to adjust the salary ranges for the positions contained in this resolution;

NOW THEREFORE, the City Council of the City of Grand Terrace DOES HEREBY RESOLVE, DETERMINE, AND ORDER THE FOLLOWING:

SECTION 1. Rescission - That Resolution No. 2007-21 is hereby rescinded in its entirety.

SECTION 2. Classifications/Salary Ranges - That the following job classifications and salary ranges are hereby established for employees of the City of Grand Terrace, and said salary ranges shall be effective July 1, 2009

<u>TITLE</u>	<u>SALARY RANGE</u>	<u>Minimum</u>	<u>Maximum</u>
Assistant City Manager		\$ 7,875.18	\$ 11,250.25
Finance Director		\$ 7,291.68	\$ 10,416.68
Community Development Director		\$ 7,291.68	\$ 10,416.68
Director of Building/Safety and Public Works		\$ 7,291.68	\$ 10,416.68
City Clerk		\$ 5,125.87	\$ 7,322.68
Assistant to the City Manager		\$ 4,199.10	\$ 6,158.64
Sr. Planner		\$ 5,157.00	\$ 6,900.00
Associate Planner		\$ 3,909.20	\$ 5,446.80
Executive Assistant		\$ 3,546.82	\$ 4,729.10
Assistant Planner		\$ 3,322.81	\$ 4,430.42
Sr. Building/Safety Inspector		\$ 3,322.81	\$ 4,430.42
Sr. Code Compliance Officer		\$ 3,818.81	\$ 5,091.75
Code Compliance Officer		\$ 3,184.82	\$ 4,246.41

SALARY RANGE

<u>TITLE</u>	<u>Minimum</u>	<u>Maximum</u>
Deputy City Clerk	\$ 3,148.31	\$ 4,393.00
Management Information Systems Specialist	\$ 3,195.68	\$ 4,260.81
Sr. Account Technician	\$ 3,298.69	\$ 4,398.25
Finance Assistant	\$ 2,917.80	\$ 3,890.40
Management Analyst	\$ 3,683.00	\$ 4,843.25
Building/Safety Inspector	\$ 2,855.22	\$ 3,806.96
Planning Technician	\$ 2,824.40	\$ 3,765.88
Secretary	\$ 2,638.58	\$ 3,518.10
Maintenance Crew Leader	\$ 4,054.65	\$ 5,392.68
Building/Safety Technician - II	\$ 4,006.75	\$ 5,091.75
Building/Safety/Public Works Technician I	\$ 2,881.25	\$ 3,815.00
Account Clerk	\$ 2,513.02	\$ 3,350.70
Account Technician	\$ 2,756.18	\$ 3,674.91
Maintenance Worker 1	\$ 2,458.00	\$ 3,034.00
Maintenance Worker 2	\$ 2,681.00	\$ 3,303.38
Maintenance Worker 3	\$ 2,985.00	\$ 3,688.00
Clerk typist	\$ 1,629.32	\$ 2,167.07
Senior Center Coordinator	\$15.00/hr	\$19.96/hr
Crossing Guard	\$8.39/hr	\$11.16/hr
Parks & Fields Assistant	\$8.39/hr	\$11.16/hr

ADOPTED THIS 23rd day of June 2009

ATTEST:



City Clerk of the City of Grand Terrace
and of the City Council thereof.



Mayor of the City of Grand Terrace
and of the City Council thereof.

Resolution 2009-21
Page 3


I, BRENDA MESA, City Clerk of the City of Grand Terrace, do hereby certify that the foregoing Resolution was introduced and adopted at a regular meeting of the City Council of the City of Grand Terrace held on the 23rd day of June 2009, by the following vote:

AYES: Councilmembers Cortes, Miller and Stanckiewitz;
Mayor Ferre

NOES: None

ABSENT: Mayor Pro Tem Garcia

ABSTAIN: None



City Clerk

Approved as to form:



City Attorney

RESOLUTION NO. 2007 -20

A RESOLUTION OF THE CITY COUNCIL OF THE CITY OF GRAND TERRACE, CALIFORNIA, RESCINDING RESOLUTION 2007-07 AND ADJUSTING THE SALARY RANGES FOR THE EMPLOYEES OF THE CITY OF GRAND TERRACE CHILD CARE SERVICES

WHEREAS, the City Council of the City of Grand Terrace has determined the need to adjust the salary ranges for the positions contained in this resolution;

NOW THEREFORE, the City Council of the City of Grand Terrace DOES HEREBY RESOLVE, DETERMINE, AND ORDER THE FOLLOWING:

SECTION 1. Rescission - That Resolution No. 2007-07 is hereby rescinded in its entirety.

SECTION 2. Classifications/Salary Ranges - That the following job classifications and salary ranges are hereby established for employees of the City of Grand Terrace, and said salary ranges shall be effective November 3rd, 2007.

SALARY RANGE

<u>TITLE</u>	<u>Minimum</u>	<u>Maximum</u>
Director of Child Care Services	\$ 4,875.00	\$ 8,500.00
School Age Coordinator	\$ 2,384.08	\$ 3,554.36
Assistant Director	\$ 2,048.01	\$ 3,238.50

	<u>Step A</u>	<u>Step B</u>	<u>Step C</u>	<u>Step D</u>	<u>Step E</u>	<u>Step F</u>
Lead Teacher	\$10.94	\$11.48	\$12.05	\$12.65	\$13.29	\$13.95
Teacher	\$9.29	\$9.77	\$10.26	\$10.78	\$11.30	\$11.87
Bookkeeper	\$8.75	\$9.18	\$9.64	\$10.12	\$10.62	\$11.15
Teacher's Assistant	\$8.00	\$8.40	\$8.82	\$9.26	\$9.72	\$10.21
Cook	\$8.00	\$8.40	\$8.82	\$9.26	\$9.72	\$10.21

ADOPTED THIS 23rd day of October, 2007

ATTEST:



City Clerk of the City of Grand Terrace
and the City Council thereof.



Mayor of the City of Grand Terrace and
of the City Council thereof.

Resolution 2007- 20
Page 2

I, BRENDA MESA, City Clerk of the City of Grand Terrace, do hereby certify that the foregoing Resolution was introduced and adopted at a regular meeting of the City Council of the City of Grand Terrace held on the 23rd day of October, by the following vote:

AYES: Councilmembers Cortes, Miller, and Buchanan; Mayor Pro Tem Garcia and Mayor Ferre

NOES: None


ABSENT: None

ABSTAIN: None



City Clerk

Approved as to form:



City Attorney



Information/Statistics

22795 Barton Road, Grand Terrace, California 92313



Historical Review

22795 Barton Road, Grand Terrace, California 92313

Expenditure by Object Budget Flexsheet: FY 2011-12 EXPENDITURE BUDGET
CITY OF GRAND TERRACE

10 GENERAL FUND

<i>Title/Object</i>	<i>2008 Actuals</i>	<i>2009 Actuals</i>	<i>2010 Actuals</i>	<i>2010-11 Amended Budget</i>	<i>May 2011 Actuals</i>	<i>2012 Dept Req Update</i>
110 SALARIES/WAGES	1,970,362	2,108,296	1,503,277	1,390,164	992,322	1,363,170
111 INTER/PT TEMPORARY HELP	0	0	21,080	0	0	0
115 OVERTIME	5,395	3,968	4,590	13,895	3,103	7,000
120 COMMISSION STIPENDS	16,717	17,401	16,332	17,500	10,591	20,200
138 MEDICARE/FICA	33,644	33,153	43,023	27,075	19,911	26,355
139 *** Title Not Found ***	172,694	232,714	219,024	202,797	144,364	206,575
140 RETIREMENT	392,719	412,226	308,504	289,002	205,223	293,885
141 *** Title Not Found ***	12,262	13,459	17,051	14,589	15,153	18,325
142 HEALTH/LIFE INSURANCE	123,445	128,190	98,899	103,863	103,324	112,350
143 WORKER'S COMP.INS.	0	0	35,428	30,076	14,760	37,290
209 CASH OVER/SHORT	83	0	69-	0	9	0
210 OFFICE EXPENSE	27,990	24,699	19,958	22,029	12,946	20,846
211 POSTAGE	8,635	7,103	9,297	10,000	7,984	10,000
212 COPYING EXPENSE	3,455	3,587	3,463	3,640	3,835	3,640
213 NEWSLETTER	9,190	10,440	0	0	0	0
215 COUNTY ADMIN FEE COLL PROP TAX	0	24,834	23,080	24,800	46	24,800
218 SMALL TOOLS	4,487	5,147	1,911	3,000	978	3,000
219 OFFICE FURNITURE & MINOR EQUIP	6,874	7,795	10,760	3,848	3,966	3,155
220 SPECIAL DEPARTMENTAL EXPENSE	46,890	44,356	101,745	120,834	79,281	133,134
221 TINY TOT PROGRAM	1,637	13,781	4,517	20,560	10,583	5,560
222 VOLUNTEER BANQUET/AWARD PROG	4,369	603	2,263	3,200	556	0
223 DAY CARE PROGRAMS	5,063	3,849	3,439	4,821	2,508	4,820
224 PRE-EMPLOYMENT PHYSICALS	2,569	1,716	923	1,900	807	2,500
225 CHRISTMAS DAY CAMP	206	63	78	200	83	200
226 CRIMINAL BACKGROUND CHECK	156	141	297	300	156	300
228 PRE-SCHOOL PROGRAMS	15,202	15,008	14,623	13,560	10,123	13,560
230 ADVERTISING	14,842	23,297	7,404	10,130	6,391	11,080
235 COMMUNICATIONS	24,814	23,230	23,883	21,645	21,455	23,445
238 UTILITIES	109,883	112,731	112,403	130,440	108,022	132,440
240 RENTS & LEASES - EQUIPMENT	8,148	5,909	5,194	5,500	4,042	5,500
241 RENT/LEASE FACILITY	3,659	3,828	3,828	3,840	1,428	4,640
242 RENT/LEASE OF PROPERTY	0	0	101	101	101	101
244 CUSTODIAL SERVICE	10,620	12,279	12,100	13,400	11,025	13,400
245 MAINT/BUILDINGS & GROUNDS	82,706	94,593	59,516	82,460	23,518	71,960
246 MAINTENANCE/OPERATION OF EQUIP	72,337	67,924	47,834	78,133	44,011	73,241
247 EMERGENCY EQUIPMENT PURCHASES	11,928	77,549	3,065	7,700	4,394	7,700
248 REPLENISH FOOD RATIONS	175	445	331	400	409	400

06/09/2011 1:49PM

CITY OF GRAND TERRACE

10 GENERAL FUND

<u>Title/Object</u>	<u>2008 Actuals</u>	<u>2009 Actuals</u>	<u>2010 Actuals</u>	<u>2010-11 Amended Budget</u>	<u>May 2011 Actuals</u>	<u>2012 Dept Req Update</u>
249 COMPUTER MAINTENANCE SERVICES	12,618	3,627	8,661	5,000	1,040	7,500
250 PROFESSIONAL/SPECIAL SERVICES	387,453	481,099	243,228	173,886	130,637	202,985
251 BANKING SERVICE CHARGES	1,162	5,472	5,072	6,000	6,086	6,000
255 *** Title Not Found ***	304,522	236,159	177,678	150,668	104,755	137,125
256 CONTRACTUAL SERVICES-COUNTY	1,656,288	1,631,514	1,624,581	1,972,962	1,645,678	2,167,324
257 WEED ABATEMENT - CONTRACT SV	54,984	57,823	59,576	63,800	52,658	64,030
258 CAL ID	21,169	24,462	28,641	33,355	28,963	29,355
259 COUNTY CHARGE BOOKING FEES	0	0	0	0	0	20,000
260 INSURANCE & SURETY BONDS	123,992	17,020	119,286	124,575	5,906	110,310
265 MEMBERSHIP & DUES	13,077	13,140	10,825	11,210	11,294	11,210
268 TRAINING	6,113	4,860	1,634	2,500	475	2,425
270 TRAVEL/CONFERENCES/MEETINGS	28,395	16,799	3,107	5,350	3,628	7,510
271 *** Title Not Found ***	143	407	717	600	45	1,020
272 FUEL & VEHICLE MAINTENANCE	28,548	30,413	18,471	22,900	16,161	23,200
273 *** Title Not Found ***	28,849	38,393	30,300	25,070	13,545	30,168
274 PUBLICATIONS	179	230	0	0	0	0
700 CAPITAL ITEMS	10,416	16,806	12,774	9,060	7,352	10,504
701 EMERGENCY EQUIPMENT	29,980	51,471	8,726	16,500	5,825	17,500
702 CAPITAL ITEMS/VEHICLES	1,926	1,438	202	16,050	101,412	200
704 IMPROVEMENTS-INTERIOR PAINTING	24,972	1,413	0	0	0	0
705 VEHICLES/TRAILERS	94,889	0	0	0	0	0
706 MEDICAL SUPPLIES	36,247	2,535	12,038	150	0	15,150
707 GIS ORTHO PHOTOS	7,764	0	0	0	0	0
708 CERT GRANT	0	0	7,541	0	0	0
709 HOMELAND SECURITY (HSGP)	0	0	9,075	0	0	0
710 MAINTENANCE EQUIPMENT	29,408	0	0	0	0	0
711 FIRE STATION IMPROVEMENTS	0	4,929	0	0	0	0
715 HONEYWELL LEASE PAYMENTS	15,374	0	0	0	0	0
720 EQUIPMENT & SERVICES-GRANTS	0	0	0	69,649	3,150	69,649
722 CANAL/MICHIGAN PARCELS PURCHASE	312,000	0	0	0	0	0
723 FIRE STATION IMPROVEMENTS (COUNTY AGRMNT	38,824	244,242	236,165	0	0	0
724 CITY CENTER DR OVERLAY (FS)	45,237	0	0	0	0	0
725 CITYWIDE OPTICON SYSTEM	0	52,945	0	0	0	0
998 TRANSFER-IN(OUT) COST ALLOC	792,997-	899,671-	571,288-	549,207-	274,598-	549,207-
999 OPERATING TRANSFERS OUT	162,522	253,405	181,987	35,480	0	59,660
Total GENERAL FUND	5,887,210	5,825,245	4,968,149	4,870,960	3,731,420	5,098,190

Grand Totals SPECIAL REVENUE/ENTERPRISE FUNDS

<u>Title/Object</u>	<u>2008 Actuals</u>	<u>2009 Actuals</u>	<u>2010 Actuals</u>	<u>2010-11 Amended Budget</u>	<u>May 2011 Actuals</u>	<u>2012 Dept Req Update</u>
110 SALARIES/WAGES	70,860	79,033	167,816	142,572	104,305	154,335
115 OVERTIME	1,115	1,546	1,059	0	4,467	6,500
138 MEDICARE/FICA	1,738	1,666	3,077	2,554	2,099	2,730
139 *** Title Not Found ***	4,065	7,093	28,928	24,387	17,888	26,520
140 RETIREMENT	12,095	14,258	35,397	29,508	21,863	32,085
141 SUI	507	574	1,091	1,421	1,705	1,965
142 HEALTH/LIFE INSURANCE	4,849	6,882	14,942	14,865	15,687	17,820
143 WORKERS COMP INS	5,777	0	4,388	3,071	1,536	4,230
210 OFFICE EXPENSE	39	0	161	368	74	808
220 SPECIAL DEPARTMENTAL EXPENSE	7,709	12,543	1,312	550	439	14,050
221 SEC.2107.5- ENG. & ADMINISTR	2,782	3,043	0	0	0	0
223 CITIZEN PATROL UNIFORMS	11	0	0	0	0	0
230 *** Title Not Found ***	0	0	0	0	0	300
238 UTILITIES - ELECTRICITY	74,994	72,635	77,221	83,516	63,316	83,516
239 UTILITIES - WATER	1,586	1,566	1,685	1,551	1,093	1,551
245 LANDSCAPE MAINTENANCE	287	0	0	70	0	70
246 MAINT/OPERATION OF EQUIP.	519	539	522	600	0	3,900
250 PROFESSIONAL SERVICES	28,569	4,150	3,100	4,249	10,207	4,249
253 DUMPING CHARGES	68	0	0	0	0	0
254 LTF ARTICLE 3 CURB -CUTS	40,947	49,963	49,606	54,000	40,950	54,000
255 *** Title Not Found ***	25,715	186,291	109,754	132,995	65,148	64,000
256 CONTRACTUAL SERVICES - COUNTY	292,063	289,916	285,525	99,500	83,332	0
257 ENGINEERING FEES	48,596	93,307	2,650	30,436	26,448	54,616
258 CONTRACTUAL SVC-OTHER	80,615	66,144	17	0	0	0
260 CONTRCTUAL SVS-ARCH BARR REMOV	106,101	51,085	17,474	0	0	0
268 *** Title Not Found ***	0	0	0	0	0	75
270 *** Title Not Found ***	0	0	0	0	200	0
271 MILEAGE	0	0	0	250	22	190
273 AUTOMOBILE ALLOWANCE	0	0	0	840	0	882
301 CITY HALL IMPROVEMENTS	0	0	0	43,496	7,173	53,092
302 SENIOR HOME REPAIR	0	0	0	17,883	0	39,017
305 FAMILY SERVICES	0	0	0	3,000	0	4,995
307 *** Title Not Found ***	0	0	0	0	0	8,000
308 LIBRARY LITERACY PROGRAM	0	0	0	10,000	0	4,996
601 ELECTRICAL VEHICLE/STATIONS	308	337	297	0	0	0

06/09/2011

1:55PM

CITY OF GRAND TERRACE

Grand Totals [Continued]

SPECIAL REVENUE/ENTERPRISE FUNDS

<u>Title/Object</u>	<u>2008 Actuals</u>	<u>2009 Actuals</u>	<u>2010 Actuals</u>	<u>2010-11 Amended Budget</u>	<u>May 2011 Actuals</u>	<u>2012 Dept Req Update</u>
602 SEWER RODDING/MAINTAINANCE	42,792	25,892	25,292	15,000	1,520	15,000
603 VIDEO INSPECTION -PIPES	0	9,100	0	12,500	0	12,500
604 DEPRECIATION EXPENSE	88,570	88,570	88,570	99,000	0	99,000
605 LAB TESTING	0	0	0	12,500	8,368	12,500
701 LA CADENA/ LITTON TO PALM	8,877	14,923	10,580	0	0	0
703 *** Title Not Found ***	0	150	0	0	0	0
704 FLOW METER EQUIPMENT	0	0	0	100,000	600	100,000
705 VEHICLES/TRAILERS	0	0	0	32,000	31,876	0
706 CNG SINGLE FUELING STATION	35,470	13,058	0	15,000	0	15,000
707 PETTA PARK IMPROVEMENTS-DESIGN	221,299	0	0	0	0	0
708 MICHIGAN REHAB	0	0	790	40,000	0	40,000
709 ROLLINS FIELD SOCCER LIGHTS	5,438	647	0	0	0	0
710 EQUIPMENT	8,313	17,827	39,517	0	0	0
717 CITY-WIDE SLURRY PROGRAM	50,000	105,344	0	32,000	0	17,000
718 PW YARD METAL BLDG	15,640	0	0	0	0	0
722 CRACK SEALING PROGRAM	19,950	0	0	9,000	0	24,000
723 CITY-WIDE STRIPING PROGRAM	46,335	39,600	0	7,000	0	7,000
725 TRAFFIC SIGNAL LA CADENA/BARTON	0	0	0	70,000	70,000	0
802 PAYMENTS/WST.WTR.TREATMENT	1,184,950	1,227,992	1,197,163	1,200,000	896,736	1,200,000
998 TRANSFER-IN(OUT) COST ALLOC	297,313	217,678	224,897	171,077	85,530	172,077
999 TRANSFER OUT	299,546	270,239	321,981	471,165	229,269	415,232
Grand Totals	3,136,408	2,973,591	2,714,812	2,987,924	1,791,851	2,767,801

06/09/2011

1:58PM

CITY OF GRAND TERRACE

Grand Totals	CRA FUNDS						CRA FUNDS
Title/Object	2008 Actuals	2009 Actuals	2010 Actuals	2010-11 Amended Budget	May 2011 Actuals	2012 Dept Req Update	
001 04 TA DEBT SHARE	599,794	613,577	608,688	610,947	309,651	608,513	
110 SALARIES/WAGES	209,367	279,209	336,992	315,442	241,288	307,445	
115 OVERTIME	765	547	554	0	0	0	
120 AGENCY DIRECTORS' STIPENDS	9,000	8,931	8,475	9,000	2,490	4,200	
138 MEDICARE	3,028	3,687	5,732	4,576	4,181	4,635	
139 EMPLOYEE BENEFIT PLAN	16,241	32,318	60,913	57,099	43,614	57,105	
140 RETIREMENT	44,977	52,669	74,973	70,292	54,373	71,825	
141 STATE UNEMPLOYMENT(SUI)	649	420	1,402	1,748	1,757	1,935	
142 HEALTH/LIFE INSURANCE	11,946	14,274	16,931	19,617	17,742	22,080	
143 WORKER'S COMP.INS.	5,451	0	7,883	6,794	3,758	8,635	
205 GRAND CROSSINGS	246,172	40,386	0	104,026	0	0	
206 IOWA MAIN PROJECT	263,397	272,108	173,647	254,848	254,848	254,848	
208 2004 TA BONDS	1,842,544	1,831,800	1,825,150	1,831,926	1,831,925	1,824,625	
209 22799 BARTON ROAD	22,510	11,193	0	0	0	949,750	
210 OFFICE EXPENSE	11,324	11,543	7,849	6,963	7,873	13,615	
212 TOWNE CENTER PROJECT	46,162	113,649	72,327	14,498	14,497	0	
213 NEWSLETTER	0	0	10,440	11,040	9,080	0	
214 21992 DE BERRY	0	6,226	49	0	0	0	
215 COUNTY ADMIN FEE COLL PROP TAX	112,714	173,427	119,999	90,200	0	96,000	
217 BARTON SQUARE PROJECT	0	13,829	0	0	0	0	
218 UNIFORMS/SMALL TOOLS	131	293	82	500	0	500	
219 MINOR EQUIPMENT/ FURNITURE	442	0	0	0	0	0	
220 SPECIAL DEPARTMENTAL EXPENSE	1,176	832	852	600	435	450	
230 ADVERTISING	0	750	0	9,000	2,497	10,000	
235 COMMUNICATIONS	2,107	1,967	1,397	1,320	99	1,320	
238 UTILITIES	1,464	1,324	1,480	1,896	930	1,896	
246 MAINTENANCE/OPERATION OF EQUIPMENT	2,579	1,443	1,542	0	89	0	
250 PROFESSIONAL SERVICES	14,961	55,662	42,871	235,637	109,070	100,725	
251 LEGAL AND PROFESSIONAL SERVICE	10,118	114,626	102,149	100,000	53,700	100,000	
255 CONTRACTUAL SERVICES	14,030	13,019	46,263	17,400	6,613	91,820	
265 MEMBERSHIP & DUES	175	75	75	100	75	75	
268 TRAINING	325	370	848	350	0	350	
270 TRAVEL/CONFERENCES/MEETINGS	2,438	781	1,709	1,000	1,012	600	
271 MILEAGE	0	0	121	200	0	200	
272 FUEL & VEHICLE MAINTENANCE	1,785	1,243	2,318	1,500	3,530	1,500	

06/09/2011

1:58PM

CITY OF GRAND TERRACE

Grand Totals [Continued]

<u>Title/Object</u>	<u>2008 Actuals</u>	<u>2009 Actuals</u>	<u>2010 Actuals</u>	<u>2010-11 Amended Budget</u>	<u>May 2011 Actuals</u>	<u>2012 Dept Req Update</u>
273 AUTOMOBILE ALLOWANCE	0	0	3,600	7,080	985	6,750
301 22747 BARTON RD (OLD CIRCLE K)	0	0	15,875	0	356	0
302 BARTON RD PROPERTY 22100-22200 BLK	0	0	1,774	0	0	0
303 STORM DRAIN PROJECT (CJUSD)	0	0	0	130,000	130,000	0
304 COMMERCIAL EXTERIOR IMPROVEMENTS	0	0	52,357	272,643	52,214	220,429
305 NEIGHBORHOOD IMP GRANTS	0	18,191	31,295	45,514	9,682	39,035
306 PURCHASE-22273 BARTON RD	0	5,000	0	0	0	0
307 VISTA GRANDE PROPERTY PURCHASE	0	0	18,890	0	100	0
308 PURCH 0275-242-10-22100 BLK BARTON ROAD	0	0	200,926	0	0	0
309 COMMUNITY MESSAGE BOARDS	0	0	66,210	0	0	0
310 GRAND TERRACE ROAD-REHAB	0	0	24,041	0	0	0
311 SENIOR KITCHEN PROJECT	0	0	10,068	164,500	160,419	0
312 BASEBALL FIELD PROJECT	0	0	44,326	471,795	246,159	42,469
313 DOG PARK	0	0	0	47,400	0	35,000
320 LANDSCAPE PROJECTS-CITY BEAUTIFICATION	0	12,796	111	39,187	37,693	0
321 ROAD IMPRVMNTS/TRAFF CIRCULATION	0	0	0	44,500	43,133	0
323 MICH/BARTON/LAPAIX ST PUB IMPRV PROJECT	0	0	0	508,849	13,011	535,671
324 *** Title Not Found ***	0	0	0	1,207,500	0	0
325 *** Title Not Found ***	0	0	0	2,600	2,600	0
700 COMPUTER EQUIPMENT/SOFTWARE	0	1,277	0	0	0	0
701 EDUCATIONAL REVENUE FND TRNSFR	84,010	143,430	2,289,449	448,211	448,636	88,310
705 VEHICLES/TRAILERS	2,181,328	2,341,265	2,082,561	2,594,855	0	1,928,745
709 12569 MICHIGAN	55	153	154	132,000	132,050	0
710 11695 CANAL ST	225	177,248	154	0	50	0
724 WEBSTER HOUSE PROJECT	98	0	0	0	0	0
726 SENIOR HOUSING PROJECT	3,407,338	2,555,593	333,348	0	0	0
727 *** Title Not Found ***	0	0	520	0	0	0
767 22293 BARTON RD	4,733	131	149	0	50	0
780 22317 BARTON ROAD	0	105	120	0	0	0
810 LOAN PROGRAMS	0	0	0	50,000	0	0
850 RESIDUAL RECEIPTS SEC AGREEMENT	0	300,000	600,000	300,000	150,000	300,000
998 TRANSFER-IN(OUT) COST ALLOC	495,684	681,993	346,391	380,073	189,068	380,073
999 TRANSFER TO INVENTORY	383,066	1,576,810	149,074	998,630	2,156,820	2,057,588
Grand Totals	10,054,309	11,486,170	9,805,104	11,623,856	6,748,153	10,168,717

06/09/2011

1:59PM

CITY OF GRAND TERRACE

Grand Totals CAPITAL PROJECTS FUND

Title/Object	2008 Actuals	2009 Actuals	2010 Actuals	2010-11 Amended Budget	May 2011 Actuals	2012 Dept Req Update
250 BRIDGE CONTRACT	500	93,331	139,113	950,114	22,180	94,088
270 EAST BARTON & I215 ON RAMP	588,022	110,343	0	0	0	0
271 NEWPORT RD. RECONSTRUCTION	13,160	0	0	0	0	0
274 MICHIGAN/MAIN SIGNAL LIGHT	0	0	990	91,500	0	233,500
275 GLENDORA STREET IMPROVEMENTS	0	4,880	68,114	0	0	0
301 PUBLIC ALLEY PAVEMENT REHAB-PRJ 70009-01	0	0	495	10,158	7,390	0
302 MISC SIDEWALK REPAIRS-PRJ#70009-002	0	0	0	42,389	20,801	0
303 BARTON/PRESTON INTRST-PRJ#70009-03	0	0	550	20,678	5,863	0
304 BARTON ROAD PAVEMENTREHAB-PRJ#70009-004	0	0	4,290	83,128	72,593	0
305 MICH AVE PAV REHAB PHASE1-PRJ#70009-005	0	0	0	61,900	50,656	0
306 MICH AVE PAV HEHAB PHASEII-PRJ70009-006	0	0	0	76,413	0	94,632
310 GT ROAD CONSTRUCTION	0	0	0	266,041	239,384	0
311 *** Title Not Found ***	0	0	0	0	0	124,600
312 *** Title Not Found ***	0	0	0	0	0	246,000
313 *** Title Not Found ***	0	0	0	0	0	80,000
314 *** Title Not Found ***	0	0	0	0	0	50,000
622 BARTON BIKEWAY/MT VERN TO MICH	1,245	0	0	0	0	0
623 MT VERNON- PICO TO RAVEN	26,514	96,937	103,360	0	0	0
Grand Totals	629,441	305,491	316,912	1,602,321	418,867	922,820



Funds/Accounts/Definitions

22795 Barton Road, Grand Terrace, California 92313

**City of Grand Terrace
Warrant Register Index**

<u>FD No.</u>	<u>Fund Name</u>	<u>Dept No.</u>	<u>Department Name</u>	<u>General Account Numbers</u>
10	GENERAL FUND	110	CITY COUNCIL	110 SALARIES/WAGES
11	STREET FUND	120	CITY MANAGER	139 EMPLOYEES' BENEFIT PLAN
12	STORM DRAIN FUND	125	CITY CLERK	140 RETIREMENT
13	PARK FUND	140	FINANCE	142 HEALTH/LIFE INSURANCE
14	AB 3229 COPS FUND	160	CITY ATTORNEY	143 WORKERS' COMPENSATION
15	AIR QUALITY IMPROVEMENT FUND	172	BUILDING & SAFETY	138/141 MEDICARE / SUJ
16	GAS TAX FUND	175	PUBLIC WORKS	210 OFFICE EXPENSE
17	TRAFFIC SAFETY FUND/ TDA FUND	180	COMMUNITY EVENTS	218-219 NON-CAPITAL FURN/SMALL TOOLS
19	FACILITIES DEVELOPMENT FUND	185	RENTAL INSPECTION PROGRAM	220 SPECIAL DEPARTMENTAL EXP
20	MEASURE I FUND	190	GENERAL GOVERNMENT (NON-DEPT)	230 ADVERTISING
21	WASTE WATER DISPOSAL FUND	195	FACILITIES MAINTENANCE	235 COMMUNICATIONS
22	COMMUNITY DEVELOPMENT BLOCK GRANT	370	COMMUNITY & ECONOMIC DEV	238-239 UTILITIES
26	LSCPG/ LGHTG ASSESSMENT DIST.	380	MGT INFORMATION SYSTEMS	240-242 RENTS & LEASES
44	BIKE LANE CAPITAL FUND	410	LAW ENFORCEMENT	245-246 MAINT BLDG GRNDS EQUIPMNT
46	STREET IMPROVEMENT PROJECTS	430	RECREATION SERVICES	250-251 PROFESSIONAL SERVICES
47	BARTON RD. BRIDGE PROJECT	440	CHILD CARE	255-256 CONTRACTUAL SERVICES
32	CRA-CAPITAL PROJECTS FUND	450	PARKS MAINTENANCE	260 INSURANCE & SURETY BONDS
33	CRA-DEBT SERVICE FUND	631	STORM DRAIN MAINTENANCE	265 MEMBERSHIPS & DUES
34	CRA-LOW & MOD HOUSING	801	PLANNING COMMISSION	268 TRAINING
		802	CRIME PREVENTION UNIT	270 TRAVEL/CONFERENCES/MTGS
		804	HISTORICAL & CULTURAL COMM.	272 FUEL & VEHICLE MAINTENANCE
		805	SENIOR CITIZENS PROGRAM	570 WASTEWATER TREATMENT
		807	PARKS & REC COMMITTEE	33-300 DEBT SERVICE
		808	EMERGENCY OPERATIONS PROG.	7XX FACILITIES IMPRV (NO CIP)
				700 COMPUTER-RELATED
				701 VEHICLES & EQUIPMENT

**City of Grand Terrace
Community Redevelopment of the City of Grand Terrace**

General Definitions

Fund Accounting

Fund accounting is an accounting system emphasizing accountability rather than profitability, used by non-profit organizations and governments. In this system, a fund is a self-balancing set of accounts, segregated for specific purposes in accordance with laws and regulations or special restrictions and limitations.

Budget

A spending guideline adopted by the governing body of an organization by which achieves that promotes and achieves the individual and specific goals and purpose of the organization.

Budgetary Accounting

A method of accounting in which the planned amounts and actual amounts spent and received are both included in the accounts, so that you can see at any time how much of the planned amount remains.

Revenue

Financial resources that are received and recorded in a governmental agency. Revenues are generally taxes, fees, grants or use of money or property or some variation thereof.

Expenditures

Actual payment of cash or cash-equivalent for goods or services, or a charge against available funds in settlement of an obligation as evidenced by an invoice, receipt, voucher, or other such document.

Expenditures Accounts

Expenditure accounts are generally among the type of expenditures. Generally the types of expenditures are segregated between Salaries and benefit accounts; Maintenance and Operations accounts and Capital and Non-recurring accounts.

Fund Balance

Fund balance is defined as the difference between the assets and liabilities of a fund. Fund balance is terminology that is applicable to “fund level” reporting of individual Governmental funds and is based on the modified accrual basis of accounting. It is used as a measure of the amount available to budget or spend in the future.

GAAP

Accounting Principle termed Generally Accepted Accounting Principles - Recognized accounting principles that the City and RDA is expected to follow for such items as revenue recognition and fund accounting.

City of Grand Terrace Community Redevelopment of the City of Grand Terrace

General Definitions

GASB

Governmental Accounting Standards Board – Recognized organization that generally sets the rules and standards for governmental agencies.

City

The City of Grand Terrace is a general law city and municipal corporation formed under the laws of the State of California.

Redevelopment Agency

The purpose of the Agency under California Redevelopment Law is to remove blight. Generally, the definition includes, but is not limited to, physical deterioration, lack of economic vitality, increase of negative social trends such as crime, aging infrastructure (i.e., street lighting), and high business vacancies. These blighting factors can be addressed and resolved by forming redevelopment project areas within the City and by investing the property tax increment generated by the development activity back into the project areas.

Redevelopment is one of the last economic tools for local government. Redevelopment is controlled by the City Council, acting as the local governing body, which has the authority and financial means to reverse deteriorating trends and create commercial end economic development and increase property values for the City.

Property Tax

An annual tax on the owner of real or business property. The tax is generally allocated among overlapping taxing agencies that provide services to the property or property owner. The allocation percentages are generally frozen by passing of Proposition 13 in 1978.

Property Tax Increment

The unique power of being able to use tax increment revenue allows redevelopment agencies to invest money into a community to encourage private business to do the same. An agency collects this increase in revenue, or tax increment, from property taxes on the land they are redeveloping to repay the debt incurred in the project, and to reinvest these dollars in redevelopment activities within the project area. Before the Agency begins work on a project, the County Assessor designates the current assessed property tax value in what is called the “base year.” Any increase in revenue above that amount becomes the tax increment.

**City of Grand Terrace
Community Redevelopment of the City of Grand Terrace**

General Definitions

Sales Tax

A tax on the sale of most goods but generally not services.

State of California - General Fund	4.75%
State of California - Fiscal Recovery Fund	0.25%
State of California- Increase Feb. 2009	1.00%
State - Economic Uncertainties Fund	0.25%
LRF - to Counties for health and Soc. Services	0.50%
County Transportation	0.25%
San Bernardino County Transportation Authority	0.50% Measure I
Public Safety Fund (Proposition 172)	0.50%
City of Grand Terrace	1.00%
City of Grand Terrace (Triple Flip)	<u>(.25%)</u> To be replaced with Prop.
Total Sales Tax to Grand Terrace	0.75%
Total Sales Tax Rate in Grand Terrace	8.75% Effective 4/01/09

Air Quality Subvention Revenue

Beginning in 1991, a surcharge was added to this area's vehicle registration fees to help fund air pollution control efforts. This surcharge consists of a \$4 per vehicle state fee and an additional \$1 per vehicle District-wide fee. The \$1 fee and 30% of the \$4 fee from vehicles registered in our four counties goes to the AQMD to be used for Mobile source programs such as those promoting ridesharing and developing clean fuels. Forty percent of the \$4 fee goes directly to cities for air quality improvements involving mobile sources. Grants for programs intended to reduce vehicle emissions are available on a competitive basis subject to funds.

General Fund (10)

In public sector accounting, the primary or catchall fund of a government, government agency, or nonprofit entity such as a university. It is similar to a firm's general ledger account, and records all assets and liabilities of the entity that are not assigned to a special purpose fund. It provides the resources necessary to sustain the day-to-day activities and thus pays for all administrative, police and operating expenses. When governments or administrators talk about 'balancing the budget' they typically mean balancing the budget for their general fund.

**City of Grand Terrace
Community Redevelopment of the City of Grand Terrace**

General Definitions

Special Revenue Fund / Enterprise Fund and Capital Funds

Street Fund (11)

All new development is required to pay a Development Impact Fee for Streets. This fund accounts for all revenue collected for Street Capital Improvement Fees under Municipal Code. Funds should be expended in accordance with the latest adopted fiscal impact study and capital needs assessment.

Storm Drain Fund (12)

All new development is required to pay a Development Impact Fee for Storm Drain Capital Improvement. This fund accounts for all revenue collected for Storm Drain Capital Improvement Fees under Municipal Code. Funds should be expended in accordance with the latest adopted fiscal impact study and capital needs assessment. Storm drain capital improvement and maintenance fund, for the purpose of developing a storm drain master plan and a storm drain system in accordance with the master plan. The fees shall be established by a resolution and shall be placed in a fund exclusively for the use specified in this subsection.
(Ord. 102 § 18, 1986; Ord. 44 § 2(D), 1981)

Park Fund (13)

All new development is required to pay a Development Impact Fee for Parks. This fund accounts for all revenue collected for Park Improvement Capital Improvement Fees under Municipal Code. Funds should be expended in accordance with the latest adopted fiscal impact study and capital needs assessment or master plan. Park capital improvement and maintenance fund, for the purpose of purchasing the land and developing and maintaining the city park system. The city council shall have the option to request dedication of land for park purposes or, in lieu thereof, request that the applicant pay a fee in accordance with the resolution setting the fees;
Ord. 102 § 18, 1986; Ord. 44 § 2(D), 1981)

AB 3229 COPS Fund (14)

State Legislature has granted monies for the purpose of providing funds to local governments for front line law enforcement services. GC 30061-30065. This was originally funded by the state as a pacifier to local governments for the ERAF shift.

Air Quality Improvement Fund (15)

"Mobile source air pollution reduction programs" means any program or project implemented by the city to reduce air pollution from motor vehicles which it determines will be consistent with the California Clean Air Act of 1988 or the plan proposed pursuant to Article 5 (commencing with Section 40460) of Chapter 5.5 of Part 3 of the California Health and Safety Code. All revenues received from the SCAQMD and deposited in the trust fund account shall be exclusively expended on mobile source emission reduction programs as defined in Section 16.04.020. Such revenues and any

**City of Grand Terrace
Community Redevelopment of the City of Grand Terrace**

General Definitions

interest earned on the revenues shall be expended within one year of the completion of the programs.

Gas Tax Fund (16)

The Gas Tax Fund is the result of laws that tax the sale of gasoline. The current total tax on fuel is 18 cents per gallon. The City share of gas tax revenue is based on a formula consisting of vehicle registration, assessed valuation, and population. The funding generated is used to perform citywide repairs and restoration to existing roadways, reduce congestion, improve safety, and provide for the construction of assets within the public right-of-way. The Gas Tax funds the maintenance of street lighting, traffic signals, traffic signs, and related facilities.

Traffic Safety Fund (17)

VEHICLE CODE SECTION 42200-42205

42200. (a) Of the total amount of fines and forfeitures received by a city under Section 1463 of the Penal Code that proportion which is represented by fines and forfeitures collected from any person charged with a misdemeanor under this code following arrest by an officer employed by a city, shall be paid into the treasury of the city and deposited in a special fund to be known as the "Traffic Safety Fund," and shall be used exclusively for official traffic control devices, the maintenance thereof, equipment and supplies for traffic law enforcement and traffic accident prevention, and for the maintenance, improvement, or construction of public streets, bridges, and culverts within the city, but the fund shall not be used to pay the compensation of traffic or other police officers. The fund may be used to pay the compensation of school crossing guards who are not regular full-time members of the police department of the city.

Facilities Development Fund (19)

Public Use Facilities Fund development impact fee. Funds should be expended in accordance with the latest adopted fiscal impact study and capital needs assessment or master plan.

Measure I Fund (20)

SANBAG administers San Bernardino County's half-cent transportation sales tax, Measure I. This half-cent tax, adopted by county voters in November 1989, provides funding for local and regional transportation projects countywide. Expenditure rules are generally similar to Gas Tax laws.

Waste Water Disposal Fund (21)

An enterprize fund which uses accounting similar to business accounting utilizing full accrual and depreciation of assets. The purpose of this fund is to account for the revenue received from residents and businesses for sewer line maintenance and to fund the operations of the City of Colton waste water disposal plant.

**City of Grand Terrace
Community Redevelopment of the City of Grand Terrace**

General Definitions

Community Development Block Grant Fund “CDBG” (22)

This fund is used to record the revenue received for related federal funds and expenditures for approved CDBG programs.

Landscape/ Lighting Assessment District (26)

Accounts for the revenue and expenditures from Landscape and Street Lighting District 89-1. The district is an assessment district formed under the California Street Lighting Act of 1972 for the purpose of right of way lighting and landscaping. Revenue is derived from property tax assessments levied annually to pay for the related property maintenance.

Bike Lane Improvement Fund (44)

Capital Improvement Fund to account for the joint project of City of Colton / City of Grand Terrace Barton Road Bridge seismic/replacement project. Bridge is on the west end of Barton Road at the City limits with the City of Colton. Project is primarily funded by Federal Highway Funds.

Street Improvement Project Fund (46)

Capital Improvement Fund to account for the joint project of City of Colton / City of Grand Terrace Barton Road Bridge seismic/replacement project. Bridge is on the west end of Barton Road at the City limits with the City of Colton. Project is primarily funded by Federal Highway Funds.

Barton Road Bridge Project Fund (47)

Capital Improvement Fund to account for the joint project of City of Colton / City of Grand Terrace Barton Road Bridge seismic/replacement project. Bridge is on the west end of Barton Road at the City limits with the City of Colton. Project is primarily funded by Federal Highway Funds.

Community Redevelopment Funds

Capital Projects Fund (32)

All capital project fund revenue and expenditures are accounted for in the CRA Capital Projects Fund. General Costs of the CRA are accounted for in this fund. The purpose of RDA is to alleviate blight.

Debt Service Fund (33)

The primary purpose of the CRA is to pay for debt. Generally, eighty percent of all tax increment is deposited in the CRA Debt Service Fund.

**City of Grand Terrace
Community Redevelopment of the City of Grand Terrace**

General Definitions

Low and Moderate Income Housing Fund (34)

By law, generally 20% of all tax increment is required to be deposited in the Low & Moderate Income Housing Fund to assist housing programs for income qualified residents and housing stock

CRA Trust Fund (XI)

CRA Fund created to record commitment or obligations to redevelopment or economic development agreements. The only funds held for commitment at this time is for the economic development agreement with Stater Bros in 2011.