

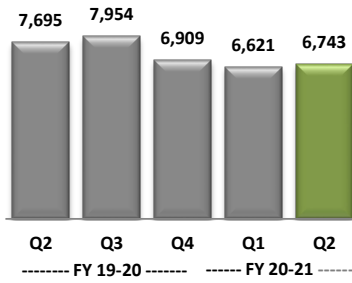
FY 2020-21

County of San Diego Behavioral Health Services

Children, Youth & Families

Client Counts

Clients Served

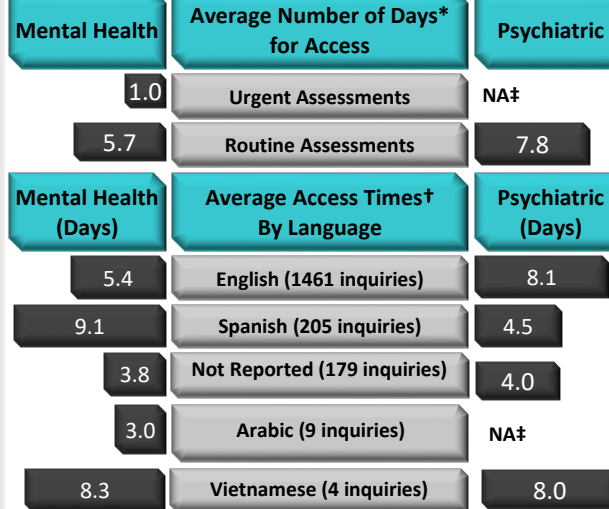


6,743 Clients Served in Q2 (1.8%)

276 Katie A. Class (4.5%)

451 Katie A. Subclass (-8.9%)

ACCESS



*Urgent assessments reported in calendar days, routine assessments reported in business days.
†Access Times for routine assessments, prioritized by number of inquiries.
‡NA = No psychiatric service inquiries.

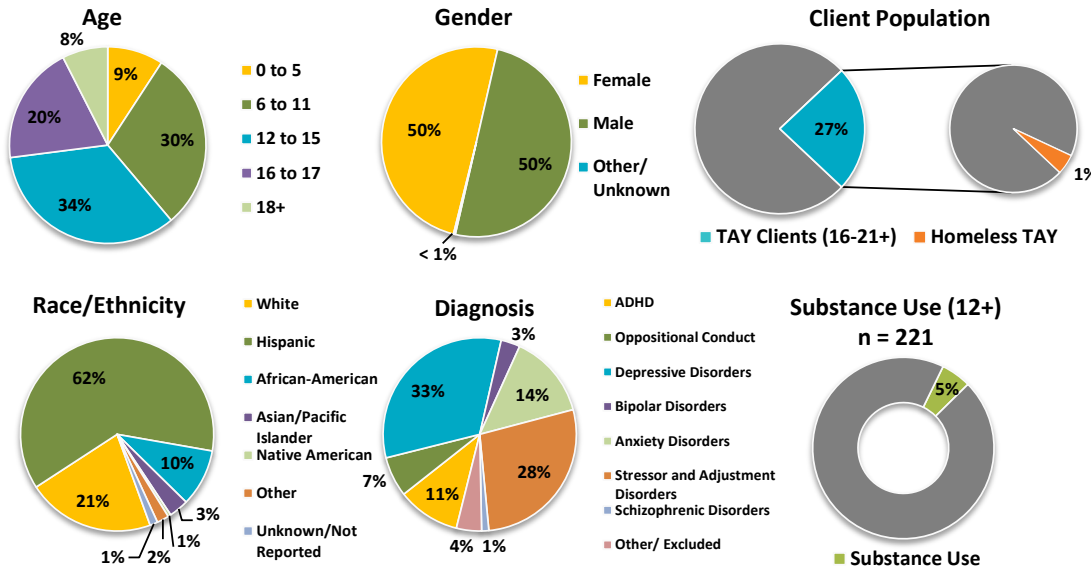
Utilization by Program Type*

Mental Health Services	N	%	▲
Emergency/Crisis	377	6%	1%
Inpatient	189	3%	0%
Juvenile Forensic Services	334	5%	0%
Outpatient	5,968	89%	1%
Short-Term Residential Therapeutic Program	179	3%	NA
Residential†	312	5%	0%
Therapeutic Behavioral Services	322	5%	0%
Wraparound	315	5%	0%

Inpatient Discharges (<18 years; N=210)	N	%	▲
Without Readmission	179	85%	-5%
30 Day Readmission	31	15%	5%
7 Day Connection to Services	106	50%	5%
30 Day Connection to Services	151	72%	8%

▲ = Percentage point change from previous quarter.
*Clients may have been seen in more than one Program in the quarter.
†Includes Group Homes, Community Treatment Facilities (CTF), and Psychiatric Health Facilities (PHF).

Demographics



NOTE: Percentages may not add up to 100% due to rounding.

Quality of Life

Client Indicator	▲
93% Attend School	0%
92% Are Insured by Medi-Cal†	0%
99% Are Housed	0%
83% Have a Primary Care Physician	1%
56% of Youth Reported Improvement in Their Feelings and Behavior After Treatment	-5%
55% of Caregivers Reported Improvement in Youth Feelings and Behavior After Treatment	0%

▲ = Percentage point change from previous quarter.
†Excludes clients receiving other types of insurance.